



AIR-CONDITIONING, HEATING,
& REFRIGERATION INSTITUTE

we make life better™

2111 Wilson Boulevard Suite 500 Arlington VA 22201-3001 USA
Phone 703 524 8800 | Fax 703 562 1942
www.ahrinet.org

February 12, 2016

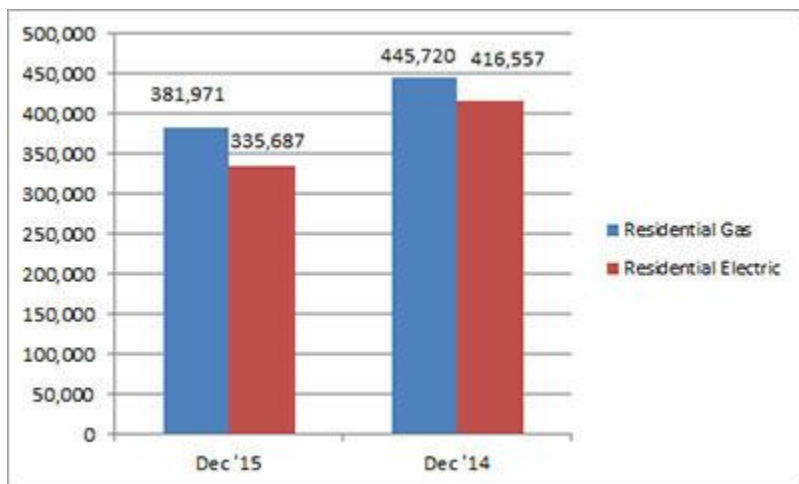
Contact: [Nicole Snyder](#), Communications Coordinator

Phone: 703.600.0310

AHRI Releases December 2015 U.S. Heating and Cooling Equipment Shipment Data

Residential Storage Water Heaters

U.S. shipments of residential gas storage water heaters for December 2015 decreased 14.3 percent to 381,971 units, down from 445,720 units shipped in December 2014. Residential electric storage water heater shipments decreased 19.4 percent in December 2015 to 335,687 units, down from 416,557 units shipped in December 2014.



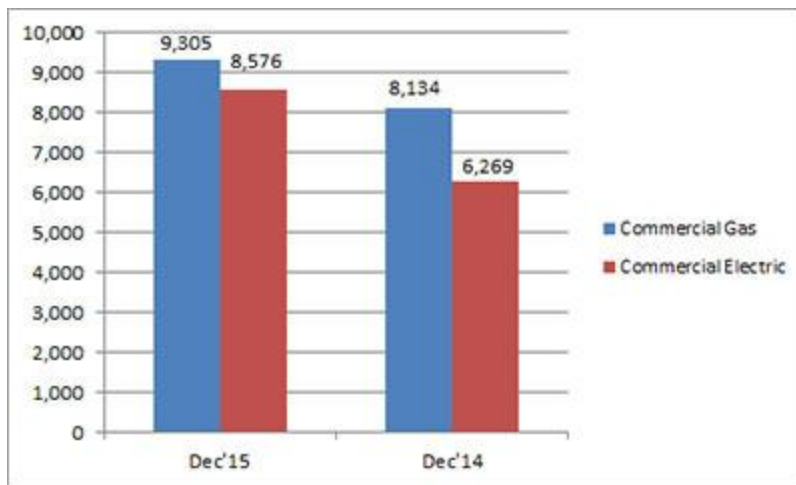
For the year-to-date, U.S. shipments of residential gas storage water heaters decreased 2.2 percent to 4,374,199, compared to 4,471,903 units shipped during the same period in 2014. Residential electric storage water heater shipments decreased 5.9 percent year-to-date to 4,027,067 units, compared to 4,227,329 units shipped during the same period in 2014.

Year-to-Date

| Storage Water Heaters | Dec '15 YTD | Dec '14 YTD | %Chg. |
|------------------------------|-------------|-------------|-------|
| Residential Storage Gas | 4,374,199 | 4,471,903 | -2.2 |
| Residential Storage Electric | 4,027,067 | 4,227,329 | -5.9 |

Commercial Storage Water Heaters

Commercial gas storage water heater shipments increased 14.4 percent in December 2015 to 9,305 units, up from 8,134 units shipped in December 2014. Commercial electric storage water heater shipments increased 36.8 percent in December 2015 to 8,576 units, up from 6,269 units shipped in December 2014.



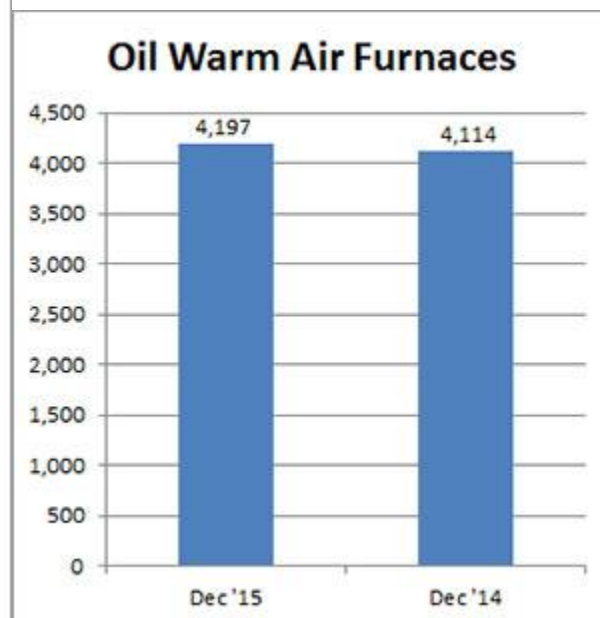
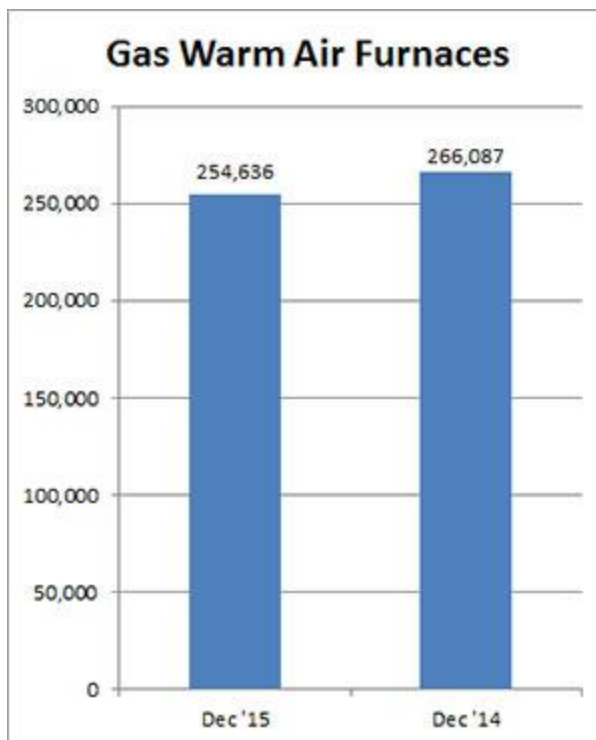
Year-to-date U.S. shipments of commercial gas storage water heaters increased 4.1 percent to 98,095 units, compared with 94,247 units shipped during the same period in 2014. Year-to-date commercial electric storage water heater shipments increased 20.1 percent to 88,251 units, up from 73,458 units shipped during the same period in 2014.

Year-to-Date

| Storage Water Heaters | Dec'15 YTD | Dec'14 YTD | %Chg. |
|-----------------------------|------------|------------|-------|
| Commercial Storage Gas | 98,095 | 94,247 | +4.1 |
| Commercial Storage Electric | 88,251 | 73,458 | +20.1 |

Warm Air Furnaces

U.S. shipments of gas warm air furnaces for December 2015 decreased 4.3 percent to 254,636 units, down from 266,087 units shipped in December 2014. Oil warm air furnace shipments increased 2.0 percent to 4,197 units in December 2015, up from 4,114 units shipped in December 2014.



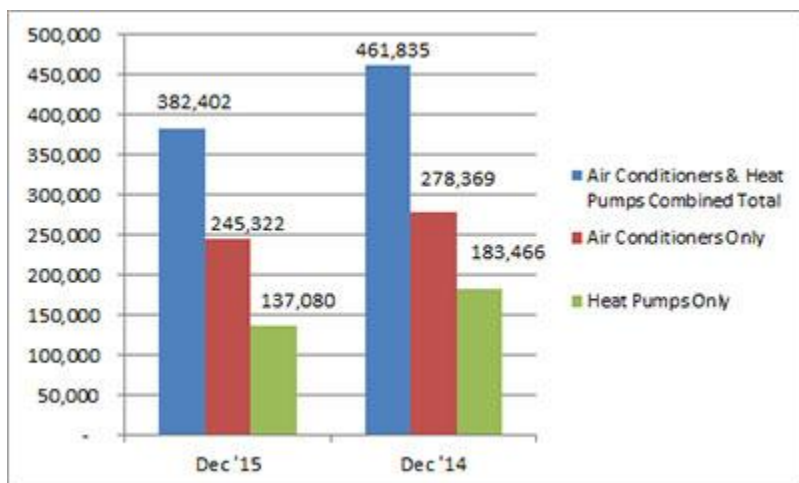
Year-to-date U.S. shipments of gas warm air furnaces increased 2.9 percent to 2,814,203 units, compared with 2,734,713 units shipped during the same period in 2014. Year-to-date U.S. shipments of oil warm air furnaces increased 10.0 percent to 38,181, compared with 34,725 units shipped during the same period in 2014.

Year-to-Date

| | Dec '15 YTD | Dec '14 YTD | % Chg. |
|-----------------------|-------------|-------------|--------|
| Gas Warm Air Furnaces | 2,814,203 | 2,734,713 | +2.9 |
| Oil Warm Air Furnaces | 38,181 | 34,725 | +10.0 |

Central Air Conditioners and Air-Source Heat Pumps

U.S. shipments of central air conditioners and air-source heat pumps totaled 382,402 units in December 2015, down 17.2 percent from 461,835 units shipped in December 2014. U.S. shipments of air conditioners decreased 11.9 percent to 245,322 units, down from 278,369 units shipped in December 2014. U.S. shipments of air-source heat pumps decreased 25.3 percent to 137,080 units, down from 183,466 units shipped in December 2014.



Year-to-date combined shipments of central air conditioners and air-source heat pumps decreased 0.6 percent to 6,815,072 units, down from 6,853,650 units shipped in December 2014. Year-to-date shipments of central air conditioners increased 1.0 percent to 4,545,876 units, up from 4,499,660 units shipped during the same period in 2014. The year-to-date total for heat pump shipments decreased 3.6 percent to 2,269,196 units, down from 2,353,990 units shipped during the same period in 2014.

Year-to-Date

| | Dec '15 YTD | Dec '14 YTD | % Chg. |
|-------------------------------|-------------|-------------|--------|
| Air Conditioners & Heat Pumps | 6,815,072 | 6,853,650 | -0.6 |
| Air Conditioners Only | 4,545,876 | 4,499,660 | +1.0 |
| Heat Pumps Only | 2,269,196 | 2,353,990 | -3.6 |

U.S. Manufacturers' Shipments of Central Air Conditioners and Air-Source Heat Pumps

Month

| Size Description (000) BTUH | Total | % Change from 2014 |
|-----------------------------|----------------|--------------------|
| Under 16.5 | 10,011 | -26 |
| 16.5-21.9 | 48,052 | -9 |
| 22-26.9 | 65,411 | -32 |
| 27-32.9 | 55,160 | -23 |
| 33-38.9 | 76,182 | -17 |
| 39-43.9 | 29,142 | -15 |
| 44-53.9 | 43,323 | -4 |
| 54-64.9 | 35,646 | -8 |
| 65-96.9 | 6,898 | +25 |
| 97-134.9 | 5,220 | +26 |
| 135-184.9 | 3,658 | +26 |
| 185-249.9 | 1,548 | +20 |
| 250-319.9 | 1,020 | +28 |
| 320-379.9 | 269 | -12 |
| 380-539.9 | 278 | -3 |
| 540-639.9 | 267 | +41 |
| 640 & Over | 317 | -1 |
| TOTAL | 382,402 | -17 |

Year-to-Date

| Size Description (000) BTUH | Total | % Change from 2014 |
|-----------------------------|------------------|--------------------|
| Under 16.5 | 207,609 | +13 |
| 16.5-21.9 | 750,670 | +28 |
| 22-26.9 | 1,246,265 | -6 |
| 27-32.9 | 1,032,520 | -4 |
| 33-38.9 | 1,366,353 | -3 |
| 39-43.9 | 522,866 | -4 |
| 44-53.9 | 762,438 | -0 |
| 54-64.9 | 649,546 | -3 |
| 65-96.9 | 103,487 | +7 |
| 97-134.9 | 76,469 | +3 |
| 135-184.9 | 50,120 | +4 |
| 185-249.9 | 21,004 | -2 |
| 250-319.9 | 11,985 | -2 |
| 320-379.9 | 3,486 | -2 |
| 380-539.9 | 3,691 | -1 |
| 540-639.9 | 2,656 | +4 |
| 640 & Over | 3,907 | +2 |
| TOTAL | 6,815,072 | -0 |

BTUHs of 64.9 and below are for residential units; 65.0 and above for commercial.

NOTE: A shipment is defined as when a unit transfers ownership; a consignment is not a transfer of ownership. Industry data is aggregated from the information supplied by AHRI member companies that participate in the statistics program and may be subject to revision. Published year-to-date data is inclusive of all revisions. No other AHRI data (e.g., by state or region) is available to the general public other than that published. AHRI does not conduct any market forecasting and is not qualified to discuss market trends. For previous monthly shipment releases and historical data, please see <http://www.ahrinet.org/statistics>.

###

About AHRI

The Air-Conditioning, Heating, and Refrigeration Institute (AHRI) is the trade association representing manufacturers of air conditioning, heating, and commercial refrigeration, and water heating equipment. An internationally recognized advocate for the industry, AHRI develops standards for and certifies the performance of many of these products. AHRI's 300+ member companies manufacture quality, efficient, and innovative residential and commercial air conditioning, space heating, water heating, and commercial refrigeration equipment and components for sale in North America and around the world.