



we make life better™

2111 Wilson Boulevard Suite 500 Arlington VA 22201-3001 USA  
Phone 703 524 8800 | Fax 703 562 1942  
www.ahrinet.org

March 13, 2015

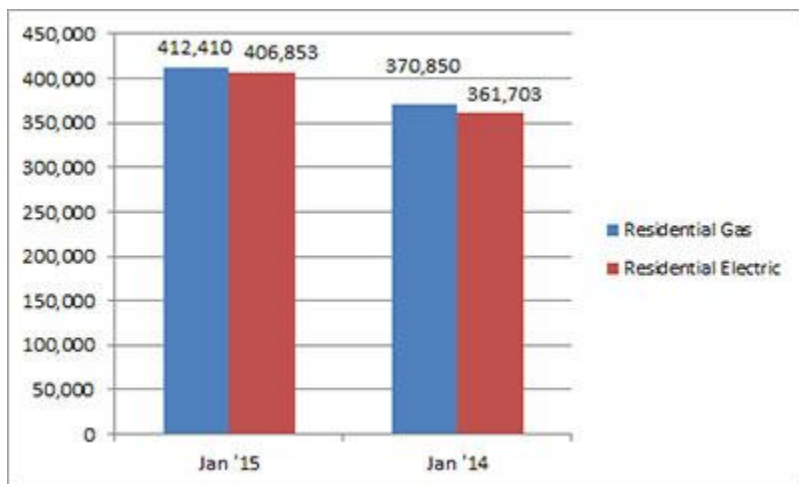
Contact: [Nicole Snyder](#), AHRI Communications Specialist

Phone: 703.600.0310

## AHRI Releases January 2015 U.S. Heating and Cooling Equipment Shipment Data

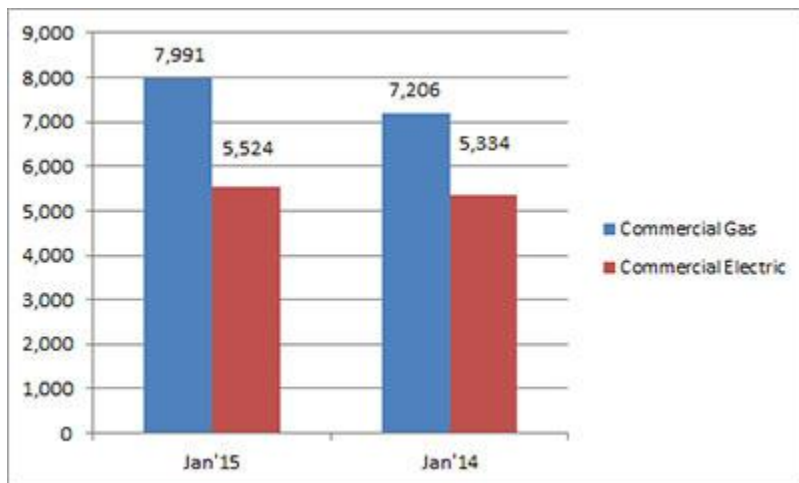
### Residential Storage Water Heaters

U.S. shipments of residential gas storage water heaters for January 2015 increased 11.2 percent, to 412,410 units, up from 370,850 units shipped in January 2014. Residential electric storage water heater shipments increased 12.5 percent in January 2015, to 406,853 units, up from 361,703 units shipped in January 2014.



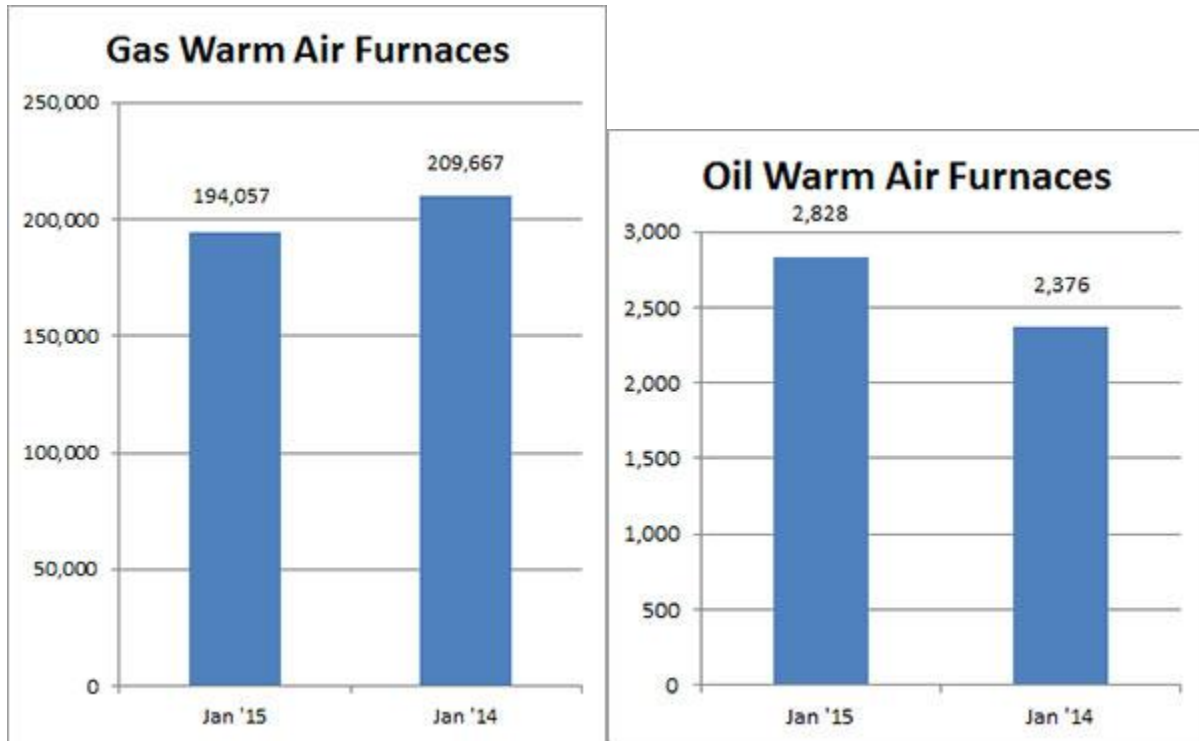
### Commercial Storage Water Heaters

Commercial gas storage water heater shipments increased 10.9 percent in January 2015, to 7,991 units, up from 7,206 units shipped in January 2014. Commercial electric storage water heater shipments increased 3.6 percent in January 2015, to 5,524 units, up from 5,334 units shipped in January 2014.



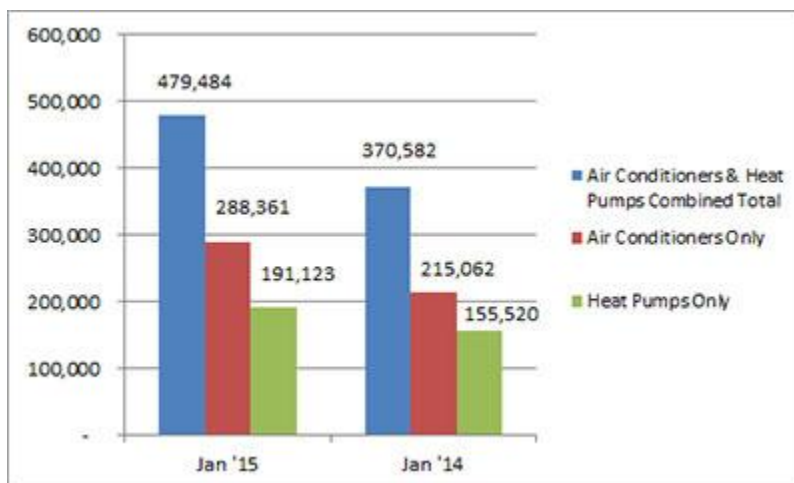
### Warm Air Furnaces

U.S. shipments of gas warm air furnaces for January 2015 decreased 7.4 percent, to 194,057 units, down from 209,667 units shipped in January 2014. Oil warm air furnace shipments increased 19.0 percent, to 2,828 units in January 2015, up from 2,376 units shipped in January 2014.



### Central Air Conditioners and Air-Source Heat Pumps

U.S. shipments of central air conditioners and air-source heat pumps totaled 479,484 units in January 2015, up 29.4 percent from 370,582 units shipped in January 2014. U.S. shipments of air conditioners increased 34.1 percent, to 288,361 units, up from 215,062 units shipped in January 2014. U.S. shipments of air-source heat pumps increased 22.9 percent, to 191,123 units, up from 155,520 units shipped in January 2014.



## U.S. Manufacturers' Shipments of Central Air Conditioners and Air-Source Heat Pumps

*Month*

Size Description (000) BTUH	Total	% Change from 2014
Under 16.5	14,956	+6
16.5-21.9	64,654	+90
22-26.9	95,691	+41
27-32.9	71,137	+28
33-38.9	90,826	+21
39-43.9	35,490	+17
44-53.9	48,093	+15
54-64.9	42,004	+18
65-96.9	6,918	+10
97-134.9	4,346	-4
135-184.9	2,787	0
185-249.9	1,125	-1
250-319.9	650	+2
320-379.9	191	+1
380-539.9	190	-19
540-639.9	175	-8
640 & Over	251	+1
<b>TOTAL</b>	<b>479,484</b>	<b>+29</b>

*Year-to-Date*

Size Description (000) BTUH	Total	% Change from 2014
Under 16.5	14,956	+6
16.5-21.9	64,654	+90
22-26.9	95,691	+41
27-32.9	71,137	+28
33-38.9	90,826	+21
39-43.9	35,490	+17
44-53.9	48,093	+15
54-64.9	42,004	+18
65-96.9	6,918	+10
97-134.9	4,346	-4
135-184.9	2,787	0
185-249.9	1,125	-1
250-319.9	650	+2
320-379.9	191	+1
380-539.9	190	-19
540-639.9	175	-8
640 & Over	251	+1
<b>TOTAL</b>	<b>479,484</b>	<b>+29</b>

NOTE: Industry figures are estimates derived from the best available figures supplied by a sample of AHRI member companies and are subject to revision. Year-to-date figures are correct as issued.

###

### [About AHRI](#)

The Air-Conditioning, Heating, and Refrigeration Institute (AHRI) is the trade association representing manufacturers of air conditioning, heating, and commercial refrigeration, and water heating equipment. An internationally recognized advocate for the industry, AHRI develops standards for and certifies the performance of many of these products. AHRI's 300+ member companies manufacture quality, efficient, and innovative residential and commercial air conditioning, space heating, water heating, and commercial refrigeration equipment and components for sale in North America and around the world.