



AIR-CONDITIONING, HEATING,
& REFRIGERATION INSTITUTE

we make life better™

2111 Wilson Boulevard Suite 500 Arlington VA 22201-3001 USA
Phone 703 524 8800 | Fax 703 562 1942
www.ahrinet.org

September 16, 2016

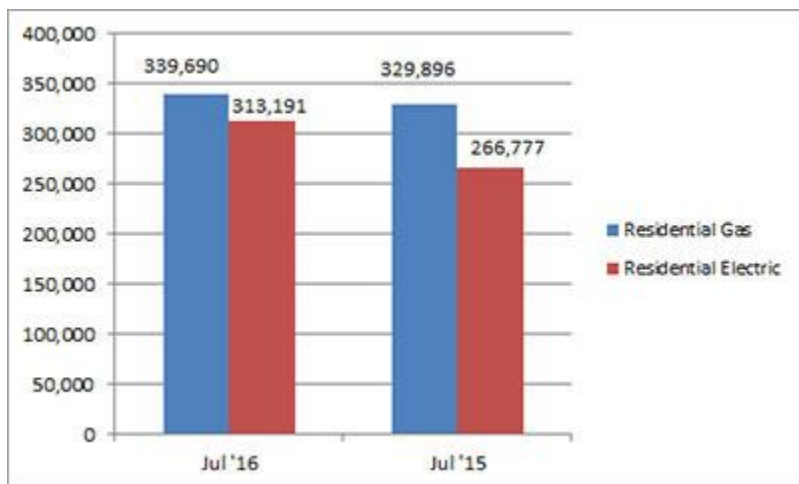
Contact: [Nicole Snyder](#), Communications Coordinator

Phone: 703.600.0310

AHRI Releases July 2016 U.S. Heating and Cooling Equipment Shipment Data

Residential Storage Water Heaters

U.S. shipments of residential gas storage water heaters for July 2016 increased 3.0 percent to 339,690 units, up from 329,896 units shipped in July 2015. Residential electric storage water heater shipments increased 17.4 percent in July 2016 to 313,191 units, up from 266,777 units shipped in July 2015.



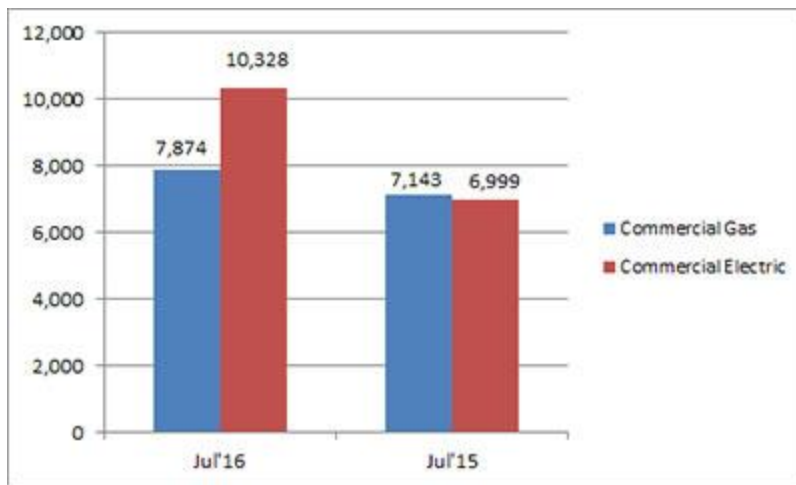
For the year-to-date, U.S. shipments of residential gas storage water heaters decreased 10.5 percent to 2,492,545, compared to 2,783,727 units shipped during the same period in 2015. Residential electric storage water heater shipments decreased 9.9 percent year-to-date to 2,325,314 units, compared to 2,579,986 units shipped during the same period in 2015.

Year-to-Date

Storage Water Heaters	Jul '16 YTD	Jul '15 YTD	%Chg.
Residential Storage Gas	2,492,545	2,783,727	-10.5
Residential Storage Electric	2,325,314	2,579,986	-9.9

Commercial Storage Water Heaters

Commercial gas storage water heater shipments increased 10.2 percent in July 2016 to 7,874 units, up from 7,143 units shipped in July 2015. Commercial electric storage water heater shipments increased 47.6 percent in July 2016 to 10,328 units, up from 6,999 units shipped in July 2015.



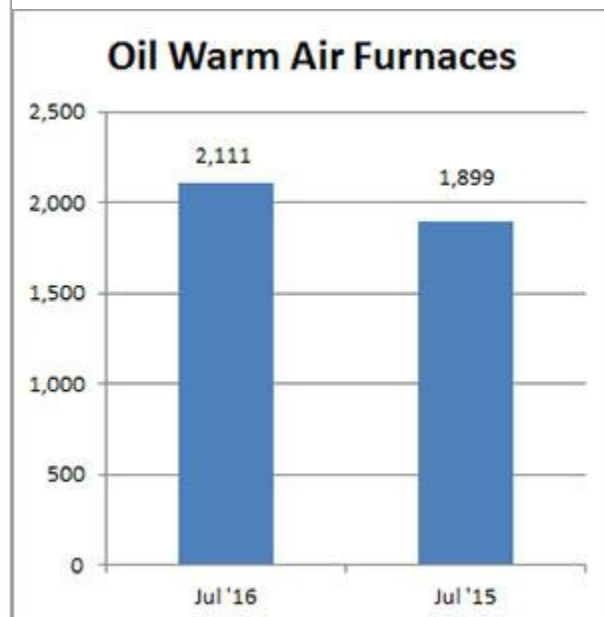
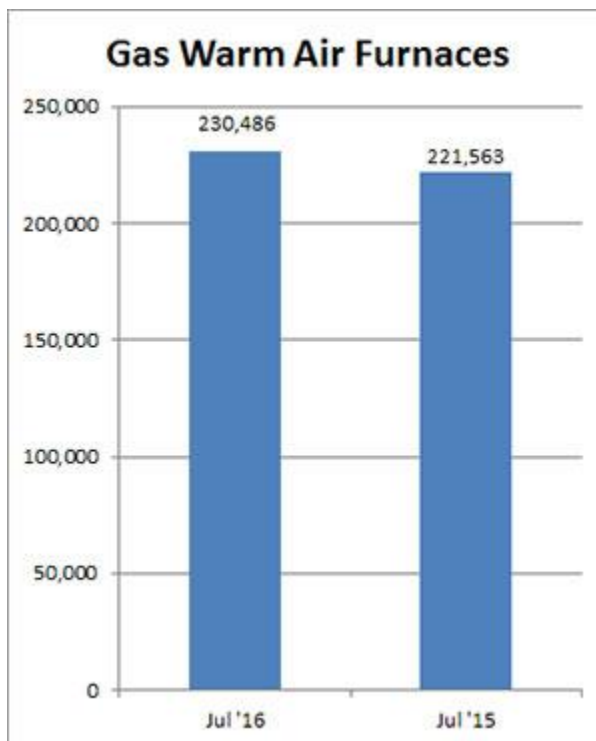
Year-to-date U.S. shipments of commercial gas storage water heaters decreased 1.5 percent to 59,176 units, compared with 60,071 units shipped during the same period in 2015. Year-to-date commercial electric storage water heater shipments increased 47.0 percent to 73,103 units, up from 49,732 units shipped during the same period in 2015.

Year-to-Date

Storage Water Heaters	Jul'16 YTD	Jul'15 YTD	%Chg.
Commercial Storage Gas	59,176	60,071	-1.5
Commercial Storage Electric	73,103	49,732	+47.0

Warm Air Furnaces

U.S. shipments of gas warm air furnaces for July 2016 increased 4.0 percent to 230,486 units, up from 221,563 units shipped in July 2015. Oil warm air furnace shipments increased 11.2 percent to 2,111 units in July 2016, up from 1,899 units shipped in July 2015.



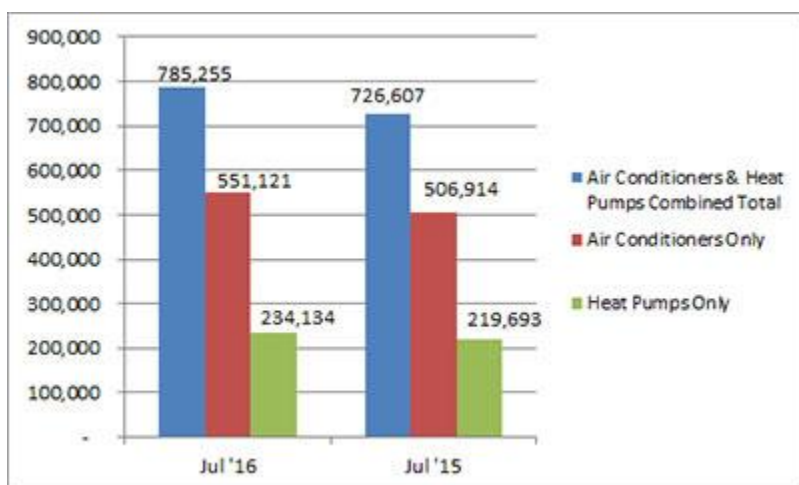
Year-to-date U.S. shipments of gas warm air furnaces increased 5.3 percent to 1,519,632 units, compared with 1,442,979 units shipped during the same period in 2015. Year-to-date U.S. shipments of oil warm air furnaces decreased 4.5 percent to 15,282, compared with 16,007 units shipped during the same period in 2015.

Year-to-Date

	Jul '16 YTD	Jul '15 YTD	% Chg.
Gas Warm Air Furnaces	1,519,632	1,442,979	+5.3
Oil Warm Air Furnaces	15,282	16,007	-4.5

Central Air Conditioners and Air-Source Heat Pumps

U.S. shipments of central air conditioners and air-source heat pumps totaled 785,255 units in July 2016, up 8.1 percent from 726,607 units shipped in July 2015. U.S. shipments of air conditioners increased 8.7 percent to 551,121 units, up from 506,914 units shipped in July 2015. U.S. shipments of air-source heat pumps increased 6.6 percent to 234,134 units, up from 219,693 units shipped in July 2015.



Year-to-date combined shipments of central air conditioners and air-source heat pumps increased 2.7 percent to 4,774,720 units, up from 4,647,370 units shipped in July 2015. Year-to-date shipments of central air conditioners increased 4.4 percent to 3,232,815 units, up from 3,095,315 units shipped during the same period in 2015. The year-to-date total for heat pump shipments decreased 0.7 percent to 1,541,905 units, down from 1,552,055 units shipped during the same period in 2015.

Year-to-Date

	Jul '16 YTD	Jul '15 YTD	% Chg.
Air Conditioners & Heat Pumps	4,774,720	4,647,370	+2.7
Air Conditioners Only	3,232,815	3,095,315	+4.4
Heat Pumps Only	1,541,905	1,552,055	-0.7

U.S. Manufacturers' Shipments of Central Air Conditioners and Air-Source Heat Pumps

Month

Size Description (000) BTUH	Total	% Change from 2015
Under 16.5	18,484	-4
16.5-21.9	86,446	+12
22-26.9	134,738	+8
27-32.9	116,285	+7
33-38.9	161,773	+8
39-43.9	61,341	+7
44-53.9	93,287	+10
54-64.9	80,360	+9
65-96.9	12,164	+8
97-134.9	9,162	+9
135-184.9	5,773	+2
185-249.9	2,449	+8
250-319.9	1,494	+10
320-379.9	408	+15
380-539.9	371	-6
540-639.9	321	+40
640 & Over	399	+17
TOTAL	785,255	+8

Year-to-Date

Size Description (000) BTUH	Total	% Change from 2015
Under 16.5	136,766	-5
16.5-21.9	545,291	+9
22-26.9	875,623	-1
27-32.9	735,662	+1
33-38.9	980,240	+5
39-43.9	366,353	+3
44-53.9	528,079	+4
54-64.9	434,081	+2
65-96.9	64,395	+1
97-134.9	47,499	+3
135-184.9	30,830	+4
185-249.9	13,329	+9
250-319.9	8,055	+18
320-379.9	2,321	+17
380-539.9	2,212	+3
540-639.9	1,594	+10
640 & Over	2,390	+4
TOTAL	4,774,720	+3

BTUHs of 64.9 and below are for residential units; 65.0 and above for commercial.

NOTE: A shipment is defined as when a unit transfers ownership; a consignment is not a transfer of ownership. Industry data is aggregated from the information supplied by AHRI member companies that participate in the statistics program and could be subject to revision. Published year-to-date data is inclusive of all revisions. No other AHRI data (e.g., by state or region) is available to the general public other than that published. AHRI does not conduct any market forecasting and is not qualified to discuss market trends. For previous monthly shipment releases and historical data, please see <http://www.ahrinet.org/statistics>.

###

About AHRI

The Air-Conditioning, Heating, and Refrigeration Institute (AHRI) is the trade association representing manufacturers of air conditioning, heating, and commercial refrigeration, and water heating equipment. An internationally recognized advocate for the industry, AHRI develops standards for and certifies the performance of many of these products. AHRI's 300+ member companies manufacture quality, efficient, and innovative residential and commercial air conditioning, space heating, water heating, and commercial refrigeration equipment and components for sale in North America and around the world.