



2111 Wilson Boulevard Suite 500 Arlington VA 22201-3001 USA
 Phone 703 524 8800 | Fax 703 562 1942
 www.ahrinet.org

May 13, 2016

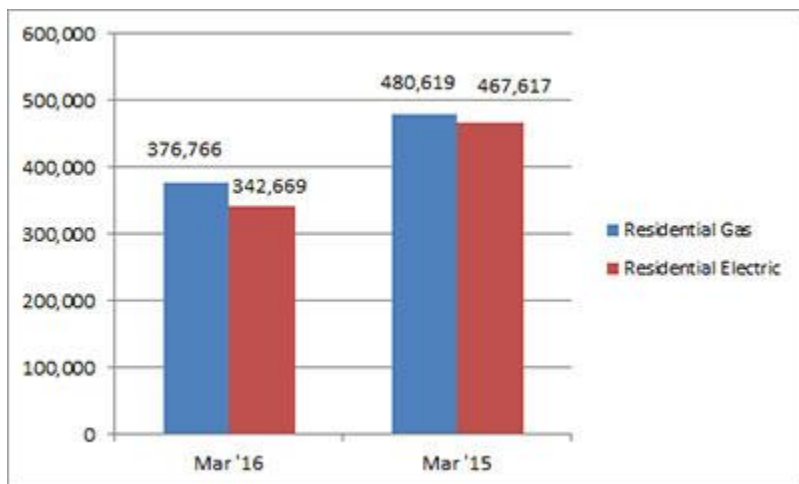
Contact: [Nicole Snyder](#), Communications Coordinator

Phone: 703.600.0310

AHRI Releases March 2016 U.S. Heating and Cooling Equipment Shipment Data

Residential Storage Water Heaters

U.S. shipments of residential gas storage water heaters for March 2016 decreased 21.6 percent to 376,766 units, down from 480,619 units shipped in March 2015. Residential electric storage water heater shipments decreased 26.7 percent in March 2016 to 342,669 units, down from 467,617 units shipped in March 2015.



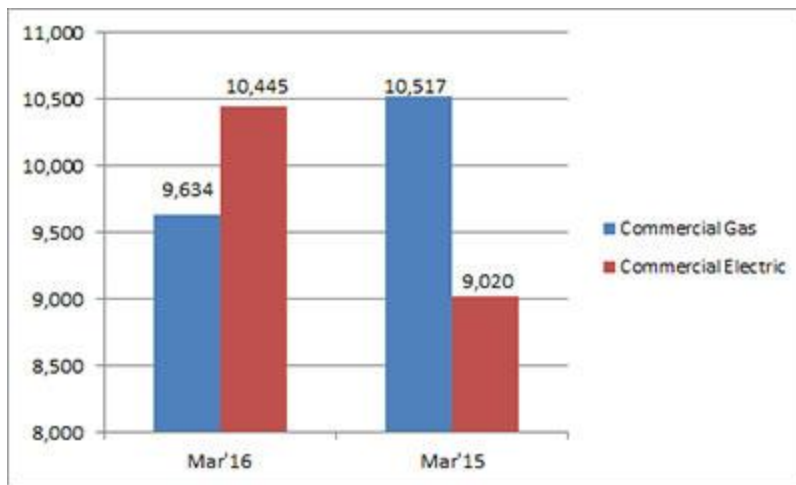
For the year-to-date, U.S. shipments of residential gas storage water heaters decreased 15.3 percent to 1,083,761, compared to 1,278,975 units shipped during the same period in 2015. Residential electric storage water heater shipments decreased 22.6 percent year-to-date to 998,372 units, compared to 1,290,055 units shipped during the same period in 2015.

Year-to-Date

Storage Water Heaters	Mar '16 YTD	Mar '15 YTD	%Chg.
Residential Storage Gas	1,083,761	1,278,975	-15.3
Residential Storage Electric	998,372	1,290,055	-22.6

Commercial Storage Water Heaters

Commercial gas storage water heater shipments decreased 8.4 percent in March 2016 to 9,634 units, down from 10,517 units shipped in March 2015. Commercial electric storage water heater shipments increased 15.8 percent in March 2016 to 10,445 units, up from 9,020 units shipped in March 2015.



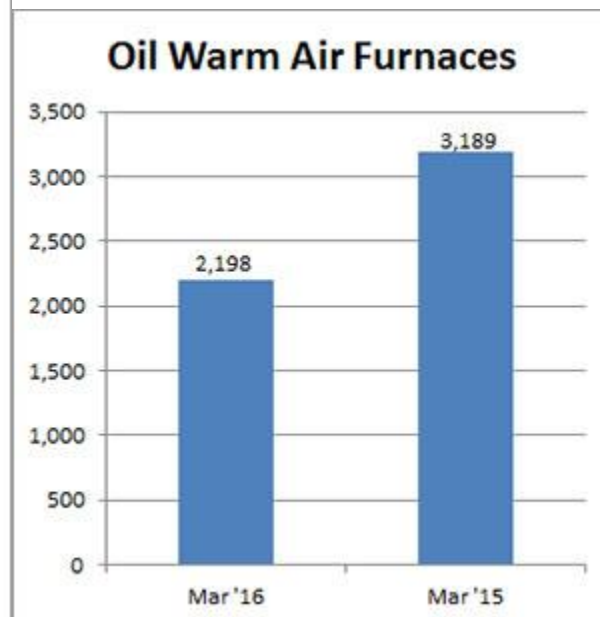
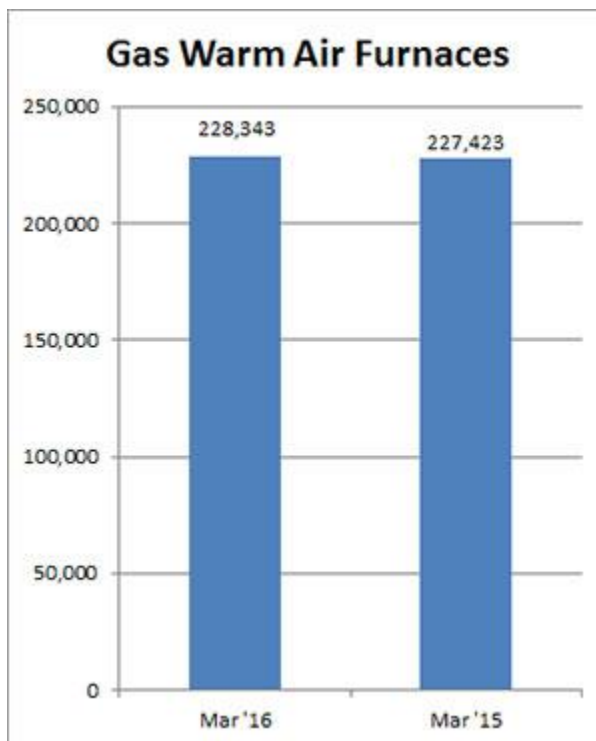
Year-to-date U.S. shipments of commercial gas storage water heaters decreased 8.6 percent to 25,421 units, compared with 27,820 units shipped during the same period in 2015. Year-to-date commercial electric storage water heater shipments increased 23.4 percent to 26,810 units, up from 21,725 units shipped during the same period in 2015.

Year-to-Date

Storage Water Heaters	Mar'16 YTD	Mar'15 YTD	%Chg.
Commercial Storage Gas	25,421	27,820	-8.6
Commercial Storage Electric	26,810	21,725	+23.4

Warm Air Furnaces

U.S. shipments of gas warm air furnaces for March 2016 increased 0.4 percent to 228,343 units, up from 227,423 units shipped in March 2015. Oil warm air furnace shipments decreased 31.1 percent to 2,198 units in March 2016, down from 3,189 units shipped in March 2015.



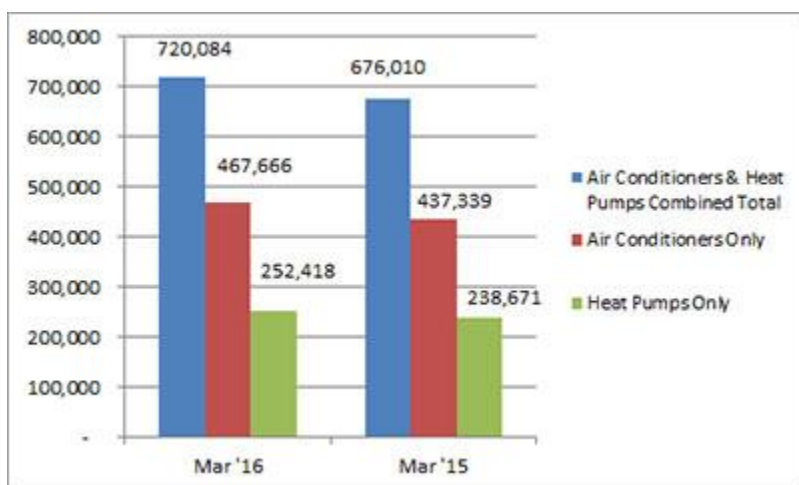
Year-to-date U.S. shipments of gas warm air furnaces increased 3.1 percent to 616,990 units, compared with 598,487 units shipped during the same period in 2015. Year-to-date U.S. shipments of oil warm air furnaces decreased 5.7 percent to 8,086, compared with 8,574 units shipped during the same period in 2015.

Year-to-Date

	Mar '16 YTD	Mar '15 YTD	% Chg.
Gas Warm Air Furnaces	616,990	598,487	+3.1
Oil Warm Air Furnaces	8,086	8,574	-5.7

Central Air Conditioners and Air-Source Heat Pumps

U.S. shipments of central air conditioners and air-source heat pumps totaled 720,084 units in March 2016, up 6.5 percent from 676,010 units shipped in March 2015. U.S. shipments of air conditioners increased 6.9 percent to 467,666 units, up from 437,339 units shipped in March 2015. U.S. shipments of air-source heat pumps increased 5.8 percent to 252,418 units, up from 238,671 units shipped in March 2015.



Year-to-date combined shipments of central air conditioners and air-source heat pumps decreased 3.1 percent to 1,581,606 units, down from 1,631,423 units shipped in March 2015. Year-to-date shipments of central air conditioners decreased 2.0 percent to 1,000,663 units, down from 1,021,179 units shipped during the same period in 2015. The year-to-date total for heat pump shipments decreased 4.8 percent to 580,943 units, down from 610,244 units shipped during the same period in 2015.

Year-to-Date

	Mar '16 YTD	Mar '15 YTD	% Chg.
Air Conditioners & Heat Pumps	1,581,606	1,631,423	-3.1
Air Conditioners Only	1,000,663	1,021,179	-2.0
Heat Pumps Only	580,943	610,244	-4.8

U.S. Manufacturers' Shipments of Central Air Conditioners and Air-Source Heat Pumps

Month

Size Description (000) BTUH	Total	% Change from 2015
Under 16.5	25,313	+17
16.5-21.9	84,605	+35
22-26.9	140,036	+9
27-32.9	112,201	+4
33-38.9	144,252	+1
39-43.9	52,994	0
44-53.9	75,252	+3
54-64.9	61,132	+1
65-96.9	9,270	-6
97-134.9	6,772	-20
135-184.9	4,254	-12
185-249.9	1,685	-25
250-319.9	1,026	-12
320-379.9	371	-42
380-539.9	369	-1
540-639.9	203	-5
640 & Over	349	+13
TOTAL	720,084	+6

Year-to-Date

Size Description (000) BTUH	Total	% Change from 2015
Under 16.5	59,570	+27
16.5-21.9	185,946	+58
22-26.9	298,240	+19
27-32.9	241,117	+14
33-38.9	316,355	+9
39-43.9	114,620	+7
44-53.9	165,248	+10
54-64.9	139,592	+8
65-96.9	23,940	+6
97-134.9	16,613	-9
135-184.9	10,541	-3
185-249.9	4,166	-8
250-319.9	2,543	-4
320-379.9	842	-24
380-539.9	894	-5
540-639.9	557	-2
640 & Over	822	+4
TOTAL	1,581,606	+16

BTUHs of 64.9 and below are for residential units; 65.0 and above for commercial.

NOTE: A shipment is defined as when a unit transfers ownership; a consignment is not a transfer of ownership. Industry data is aggregated from the information supplied by AHRI member companies that participate in the statistics program and may be subject to revision. Published year-to-date data is inclusive of all revisions. No other AHRI data (e.g., by state or region) is available to the general public other than that published. AHRI does not conduct any market forecasting and is not qualified to discuss market trends. For previous monthly shipment releases and historical data, please see <http://www.ahrinet.org/statistics>.

###

About AHRI

The Air-Conditioning, Heating, and Refrigeration Institute (AHRI) is the trade association representing manufacturers of air conditioning, heating, and commercial refrigeration, and water heating equipment. An internationally recognized advocate for the industry, AHRI develops standards for and certifies the performance of many of these products. AHRI's 300+ member companies manufacture quality, efficient, and innovative residential and commercial air conditioning, space heating, water heating, and commercial refrigeration equipment and components for sale in North America and around the world.