



we make life better™

2111 Wilson Boulevard Suite 500 Arlington VA 22201-3001 USA
 Phone 703 524 8800 | Fax 703 562 1942
 www.ahrinet.org

August 11, 2017

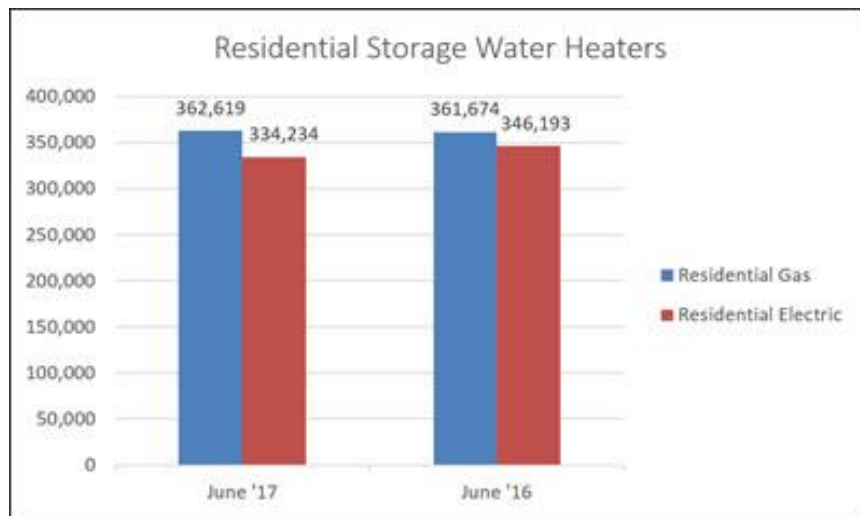
Contact: [Adam Carey](#), Communications Coordinator

Phone: 703.600.0310

AHRI Releases June 2017 U.S. Heating and Cooling Equipment Shipment Data

Residential Storage Water Heaters

U.S. shipments of residential gas storage water heaters for June 2017 increased 0.3 percent to 362,619 units, up from 361,674 units shipped in June 2016. Residential electric storage water heater shipments decreased 3.5 percent in June 2017 to 334,234 units, down from 346,193 units shipped in June 2016.

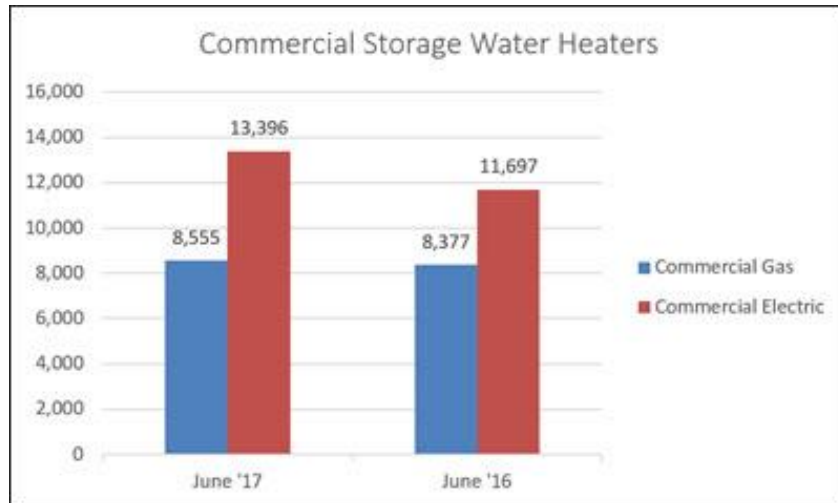


For the year-to-date, U.S. shipments of residential gas storage water heaters increased 3.6 percent to 2,231,051, compared to 2,152,855 shipped during that same period in 2016. Residential electric storage water heater shipments increased 4.0 percent year-to-date to 2,091,748 units, compared to 2,012,123 shipped during the same period in 2016.

Year-to-Date	June '17 YTD	June '16 YTD	%CHG.
Storage Water Heaters			
Residential Storage Gas	2,231,051	2,152,855	+3.6
Residential Storage Electric	2,091,748	2,012,123	+4.0

Commercial Storage Water Heaters

Commercial gas storage water heater shipments increased 2.1 percent in June 2017 to 8,555 units, up from 8,377 units shipped in June 2016. Commercial electric storage water heater shipments increased 14.5 percent in June 2017 to 13,396 units, up from 11,697 units shipped in June 2016.

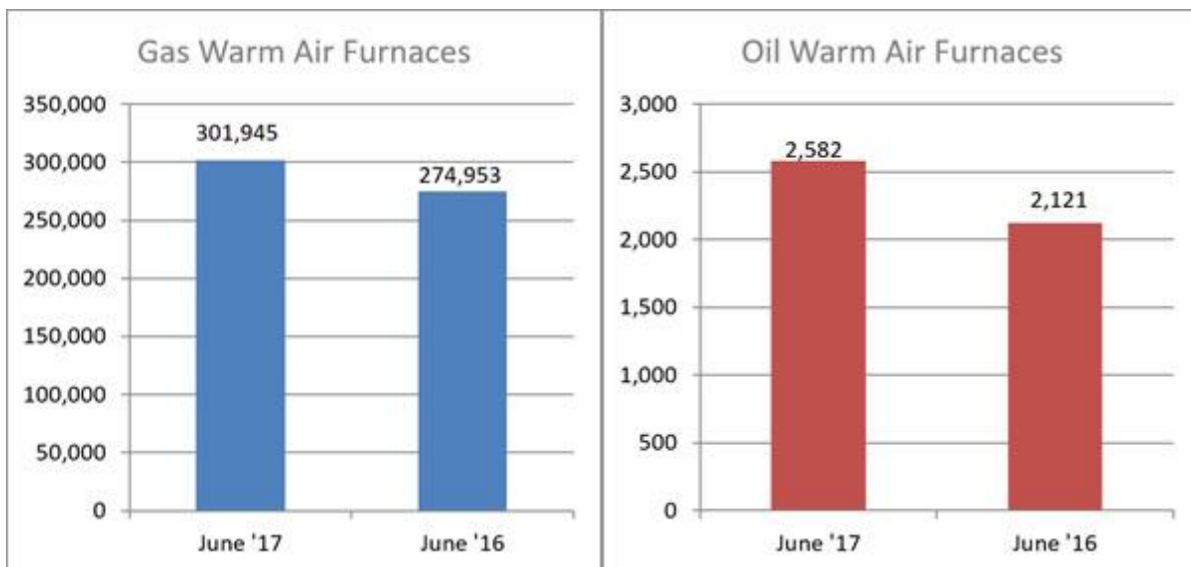


Year-to-date U.S. shipments of commercial gas storage water heaters decreased 2.0 percent to 50,255 units, compared with 51,302 units shipped during the same period in 2016. Year-to-date commercial electric storage water heater shipments increased 17.4 percent to 71,948 units, up from 61,279 units shipped during the same period in 2016.

<i>Year-to-Date</i>	June '17 YTD	June '16 YTD	%Chg.
Commercial Storage Gas	50,255	51,302	-2.0
Commercial Storage Electric	71,948	61,279	+17.4

Warm Air Furnaces

U.S. shipments of gas warm air furnaces for June 2017 increased 9.8 percent to 301,945 units, up from 274,953 units shipped in June 2016. Oil warm air furnace shipments increased 21.7 percent to 2,582 units in June 2017, up from 2,121 units shipped in June 2016.

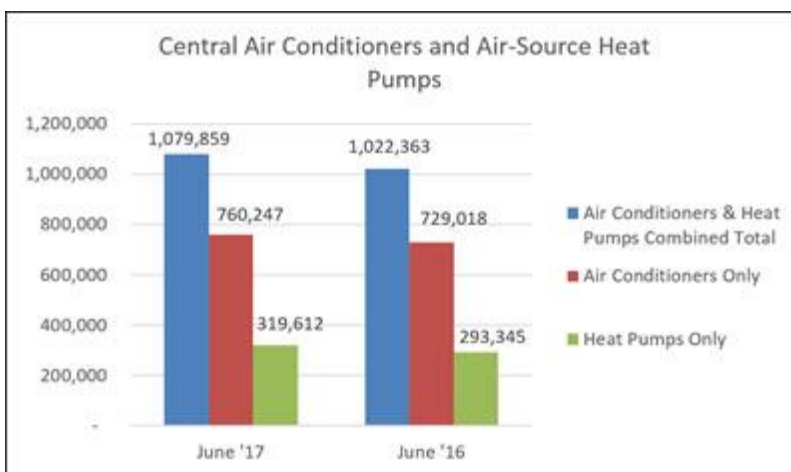


Year-to-date U.S. shipments of gas warm air furnaces increased 9.9 percent to 1,417,209 units, compared with 1,289,146 units shipped during the same period in 2016. Year-to-date U.S. shipments of oil warm air furnaces decreased 1.2 percent to 13,016 units, compared with 13,171 units shipped during the same period in 2016.

<i>Year-to-Date</i>			
	June '17 YTD	June '16 YTD	% Chg.
Gas Warm Air Furnaces	1,417,209	1,289,146	+9.9
Oil Warm Air Furnaces	13,016	13,171	-1.2

Central Air Conditioners and Air-Source Heat Pumps

U.S. shipments of central air conditioners and air-source heat pumps totaled 1,079,859 units in June 2017, up 5.6 percent from 1,022,363 units shipped in June 2016. U.S. shipments of air conditioners increased 4.3 percent to 760,247 units, up from 729,018 units shipped in June 2016. U.S. shipments of air-source heat pumps increased 9.0 percent to 319,612 units, up from 293,345 units shipped in June 2016.



Year-to-date combined shipments of central air conditioners and air-source heat pumps increased 9.5 percent to 4,386,345, up from 3,989,465 units shipped in June 2016. Year-to-date shipments of central air conditioners increased 9.3 percent to 2,932,294 units, up from 2,681,694 units shipped during the same period in 2016. The year-to-date total for heat pump shipments increased 11.2 percent to 1,454,051 units, up from 1,307,771 units shipped during the same period in 2016.

<i>Year-to-Date</i>			
	June '17 YTD	June '16 YTD	% Chg.
Air Conditioners & Heat Pumps	4,386,345	3,989,465	+9.5
Air Conditioners Only	2,932,294	2,681,694	+9.3
Heat Pumps Only	1,454,051	1,307,771	+11.2

U.S. Manufacturers' Shipments of Central Air Conditioners and Air-Source Heat Pumps

Month			YTD		
Size Description (000) BTUH	Total	% Change from 2016	Size Description (000) BTUH	Total	% Change from 2016
Under 16.5	26,116	+17	Under 16.5	123,732	+4
16.5-21.9	119,653	+11	16.5-21.9	526,671	+7
22-26.9	204,140	+9	22-26.9	833,814	+8
27-32.9	177,538	+8	27-32.9	681,908	+8
33-38.9	224,148	+3	33-38.9	892,941	+6
39-43.9	80,526	-4	39-43.9	327,168	+5
44-53.9	120,078	+4	44-53.9	470,177	+5
54-64.9	94,253	0	54-64.9	377,130	+4
65-96.9	11,610	-2	65-96.9	54,723	+1
97-134.9	9,119	0	97-134.9	41,914	+3
135-184.9	6,371	+8	135-184.9	27,410	+5
185-249.9	2,730	+6	185-249.9	12,324	+1
250-319.9	1,808	+12	250-319.9	8,269	+6
320-379.9	460	+7	320-379.9	2,088	+7
380-539.9	485	+36	380-539.9	2,290	+16
540-639.9	328	+33	540-639.9	1,669	+13
640-799.9	177	+100	640 & Over	710	+100
800.0-899.9	94	+100	800.0-899.9	352	+100
900.0-999.9	98	+100	900.0-999.9	384	+100
1,000.0-1,199.9	50	+100	1,000.0-1,199.9	216	+100
1,200.0 & Over	77	+100	1,200.0 & Over	455	+100
TOTAL	1,079,859	+6	TOTAL	4,386,345	+6

BTUHs of 64.9 and below are for residential units; 65.0 and above for commercial.

NOTE: A shipment is defined as when a unit transfers ownership; a consignment is not a transfer of ownership. Industry data is aggregated from the information supplied by AHRI member companies that participate in the statistics program and can be subject to revision. Published year-to-date data is inclusive of all revisions. No other AHRI data (e.g., by state or region) is available to the general public other than that published. AHRI does not conduct any market forecasting and is not qualified to discuss market trends. For previous monthly shipment releases and historical data, please see <http://www.ahrinet.org/statistics>.

###

About AHRI

The Air-Conditioning, Heating, and Refrigeration Institute (AHRI) is the trade association representing manufacturers of air conditioning, heating, and commercial refrigeration, and water heating equipment. An internationally recognized advocate for the industry, AHRI develops standards for and certifies the performance of many of these products. AHRI's 300+ member companies manufacture quality, efficient, and innovative residential and commercial air conditioning, space heating, water heating, and commercial refrigeration equipment and components for sale in North America and around the world.