



we make life better®

2311 Wilson Boulevard Suite 400 Arlington VA 22201 USA
 Phone 703 524 8800 | Fax 703 562 1942
 www.ahrinet.org

November 8, 2019

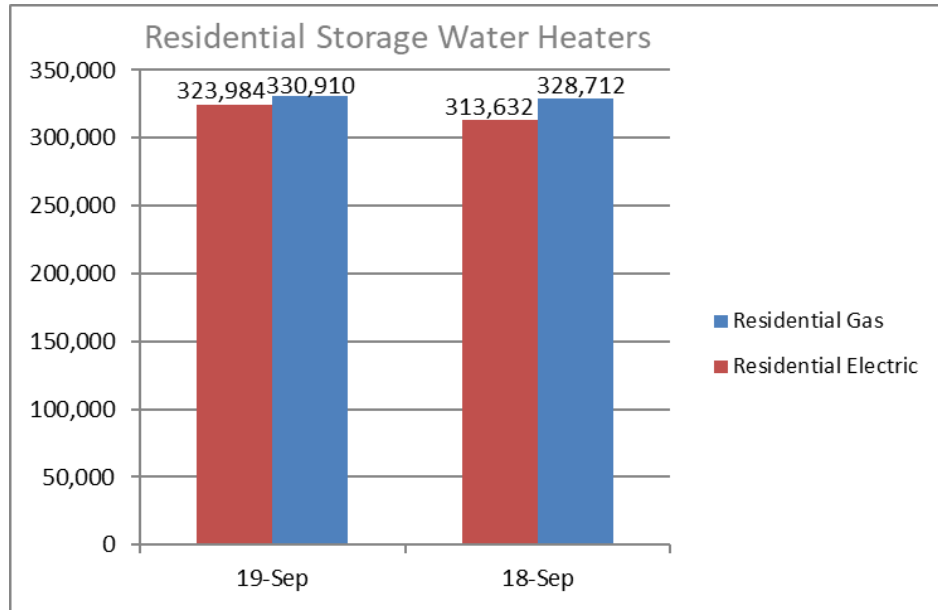
Contact: [Adanna Le Gendre](#)

Phone: 703.600.0363

AHRI Releases September 2019 U.S. Heating and Cooling Equipment Shipment Data

Residential Storage Water Heaters

U.S. shipments of residential gas storage water heaters for September 2019 increased .7 percent, to 330,910 units, up from 328,712 units shipped in September 2018. Residential electric storage water heater shipments increased 3.3 percent in September 2019 to 323,984 units, up from 313,632 units shipped in September 2018.

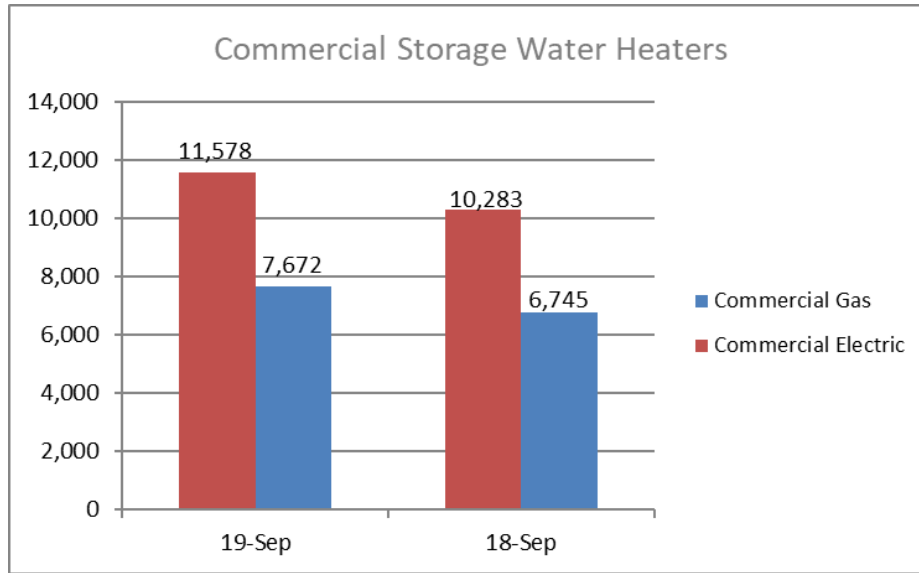


Year-to-date U.S. shipments of residential gas storage water heaters decreased 3.2 percent, to 3,288,163, compared to 3,395,336 shipped during that same period in 2018. Residential electric storage water heater shipments decreased 2.3 percent year-to-date, to 3,124,601 units, compared to 3,198,946 shipped during the same period in 2018.

<i>Year-to-Date</i>			
	Sep 19 YTD	Sep 18 YTD	%CHG.
Residential Storage Gas	3,288,163	3,395,336	-3.2
Residential Storage Electric	3,124,601	3,198,946	-2.3

Commercial Storage Water Heaters

Commercial gas storage water heater shipments increased 13.7 percent in September 2019, to 7,672 units, up from 6,745 units shipped in September 2018. Commercial electric storage water heater shipments increased 12.6 percent in September 2019, to 11,578 units, up from 10,283 units shipped in September 2018.

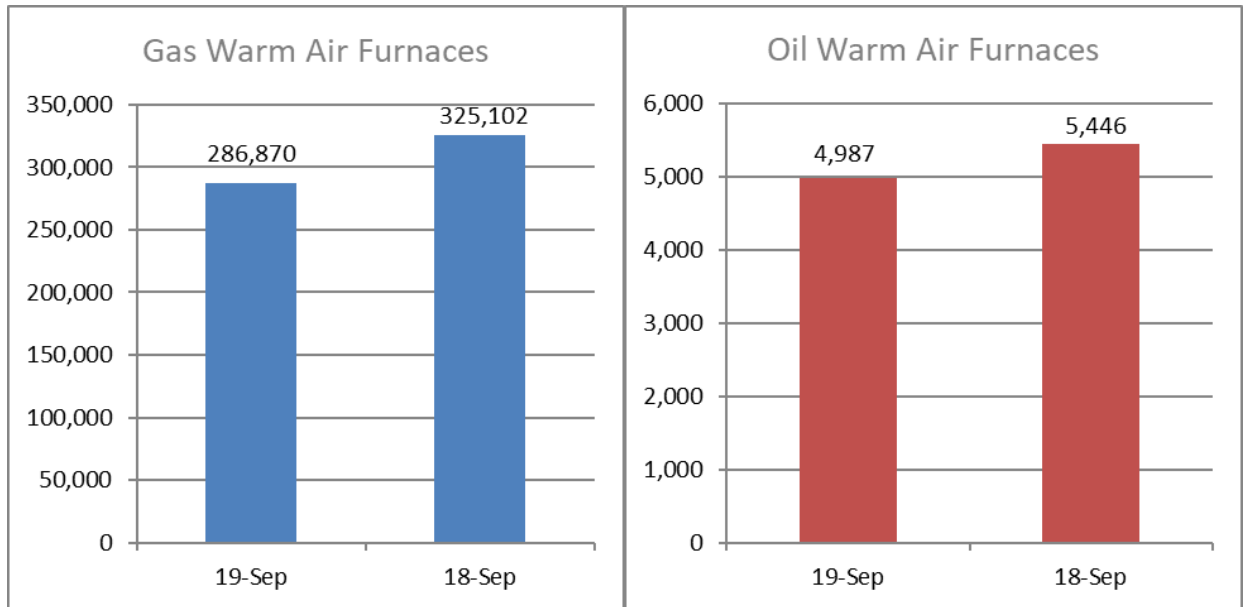


Year-to-date U.S. shipments of commercial gas storage water heaters decreased 6.2 percent, to 68,359 units, compared with 72,852 units shipped during the same period in 2018. Year-to-date commercial electric storage water heater shipments increased 10.6 percent, to 114,590 units, up from 103,610 units shipped during the same period in 2018.

<i>Year-to-Date</i>			
	Sep 19 YTD	Sep 18 YTD	%Chg.
Commercial Storage Gas	68,359	72,852	-6.2
Commercial Storage Electric	114,590	103,610	+10.6

Warm Air Furnaces

U.S. shipments of gas warm air furnaces for September 2019 decreased 11.8 percent, to 286,870 units, down from 325,102 units shipped in September 2018. Oil warm air furnace shipments decreased 8.4 percent, to 4,987 units in September 2019, down from 5,446 units shipped in September 2018.

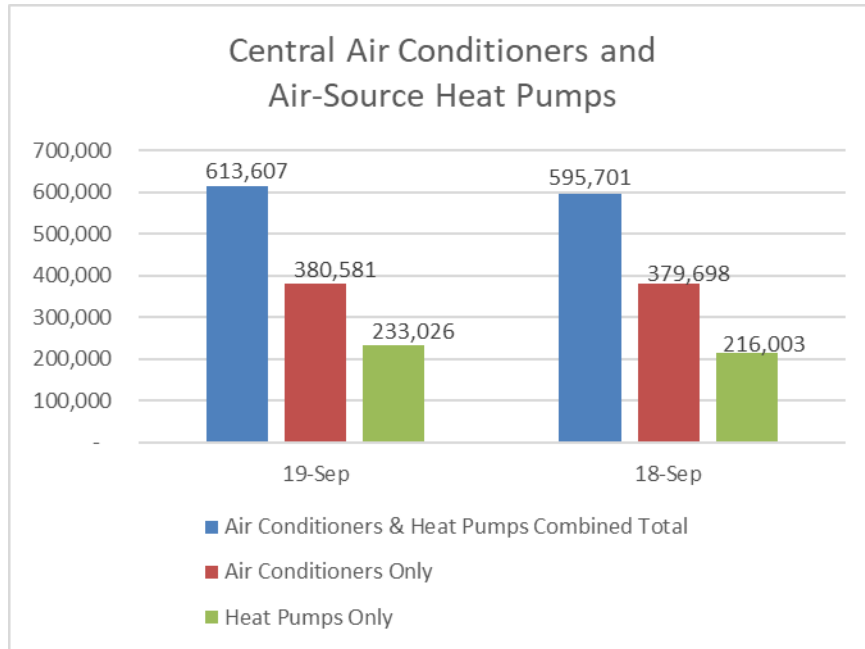


Year-to-date U.S. shipments of gas warm air furnaces increased 3.6 percent, to 2,578,687 units, compared with 2,489,020 units shipped during the same period in 2018. Year-to-date U.S. shipments of oil warm air furnaces increased 9.7 percent, to 26,936 units, compared with 24,553 units shipped during the same period in 2018.

<i>Year-to-Date</i>			
	Sep 19 YTD	Sep 18 YTD	% Chg.
Gas Warm Air Furnaces	2,578,687	2,489,020	+3.6
Oil Warm Air Furnaces	26,936	24,553	+9.7

Central Air Conditioners and Air-Source Heat Pumps

U.S. shipments of central air conditioners and air-source heat pumps totaled 613,607 units in September 2019, up 3 percent from 595,701 units shipped in September 2018. U.S. shipments of air conditioners increased .2 percent, to 380,581 units, up from 379,698 units shipped in September 2018. U.S. shipments of air-source heat pumps increased 7.9 percent, to 233,026 units, up from 216,003 units shipped in September 2018.



Year-to-date combined shipments of central air conditioners and air-source heat pumps increased 1.4 percent, to 6,984,349, up from 6,890,678 units shipped during the same period in 2018. Year-to-date shipments of central air conditioners decreased 1.1 percent, to 4,472,595 units, down from 4,521,126 units shipped during the same period in 2018. The year-to-date total for heat pump shipments increased 6 percent, to 2,511,754, up from 2,369,552 units shipped during the same period in 2018.

<i>Year-to-Date</i>			
	Sep 19 YTD	Sep 18 YTD	% Chg.
Air Conditioners & Heat Pumps Combined Total	6,984,349	6,890,678	+1.4
Air Conditioners Only	4,472,595	4,521,126	-1.1
Heat Pumps Only	2,511,754	2,369,552	+6.0

U.S. Manufacturers' Shipments of Central Air Conditioners and Air-Source Heat Pumps

Month		
Size Description (000) BTUH	Total	% Change from 2018
Under 16.5	21,547	-23.3
16.5-21.9	54,793	13.2
22-26.9	111,233	2.5
27-32.9	88,703	1.9
33-38.9	125,860	3.0
39-43.9	47,846	5.8
44-53.9	73,900	6.0
54-64.9	63,076	4.0
65-96.9	9,190	3.0
97-134.9	7,098	-0.6
135-184.9	5,033	2.2
185-249.9	2,476	15.9
250-319.9	1,471	2.3
320-379.9	364	7.7
380-539.9	364	-0.3
540-639.9	228	-13.6
640-799.9	146	47.5
800.0-899.9	75	2.7
900.0-999.9	39	-30.4
1,000.0-1,199.9	38	2.7
1,200.0 & Over	127	64.9
TOTAL	613,607	3.0

YTD		
Size Description (000) BTUH	Total	% Change from 2018
Under 16.5	241,981	10.7
16.5-21.9	595,594	9.5
22-26.9	1,354,281	3.1
27-32.9	1,108,887	1.9
33-38.9	1,490,079	0.4
39-43.9	540,878	-1.4
44-53.9	787,045	-2.3
54-64.9	624,432	-2.8
65-96.9	86,084	-1.2
97-134.9	65,985	-1.9
135-184.9	44,013	-3.2
185-249.9	19,699	0.4
250-319.9	12,590	-2.4
320-379.9	3,111	-4.1
380-539.9	3,393	3.8
540-639.9	2,414	-8.1
640-799.9	1,199	12.0
800.0-899.9	616	2.3
900.0-999.9	599	-12.3
1,000.0-1,199.9	404	2.3
1,200.0 & Over	1,065	41.4
TOTAL	6,984,349	1.4

BTUHs of 64.9 and below are for residential units; 65.0 and above for commercial.

NOTE: A shipment is defined as when a unit transfers ownership; a consignment is not a transfer of ownership. Industry data is aggregated from the information supplied by AHRI member companies that participate in the statistics program and can be subject to revision. Published year-to-date data is inclusive of all revisions. No other AHRI data (e.g., by state or region) is available to the general public other than that published. AHRI does not conduct any market forecasting and is not qualified to discuss market trends. For previous monthly shipment releases and historical data, please see <http://www.ahrinet.org/statistics>.

###

About AHRI

The Air-Conditioning, Heating, and Refrigeration Institute (AHRI) is the trade association representing manufacturers of air conditioning, heating, and commercial refrigeration, and water heating equipment. An internationally recognized advocate for the industry, AHRI develops standards for and certifies the performance of many of these products. AHRI's 300+ member companies manufacture quality, efficient, and innovative residential and commercial air conditioning, space heating, water heating, and commercial refrigeration equipment and components for sale in North America and around the world.