



## News Release

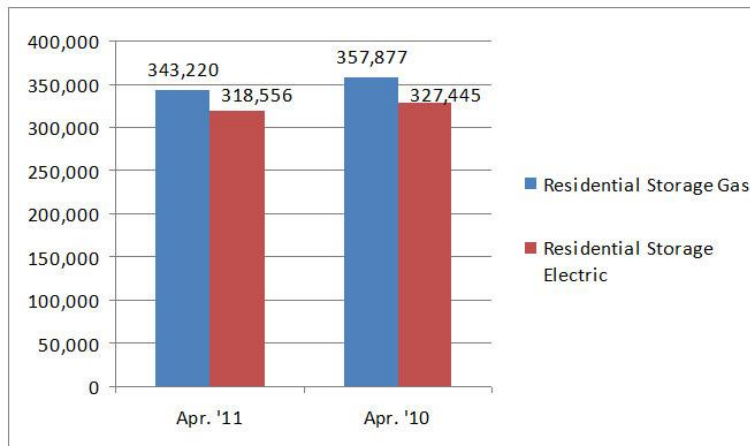
**Contact:** [Erinn Dumas](#), AHRI Marketing Communications Specialist  
**Phone:** 703.600.0349

### AHRI Releases April 2011 U.S. Heating and Cooling Equipment Shipment Data

#### Residential Storage Water Heaters

U.S. shipments of residential gas storage water heaters for April 2011 decreased 4 percent, to 343,220 units, down from 357,877 units shipped in April 2010. Residential electric storage water heater shipments decreased 3 percent in April 2011, to 318,556 units, down from 327,445 units shipped in April 2010.

For the year-to-date, U.S. shipments of residential gas storage water heaters decreased 1 percent, to 1,428,746 units, compared to 1,444,746 units shipped during the same period in 2010. Residential electric storage water heater shipments decreased 2 percent year-to-date, to 1,313,294 units, compared to 1,333,790 units shipped during the same period in 2010.



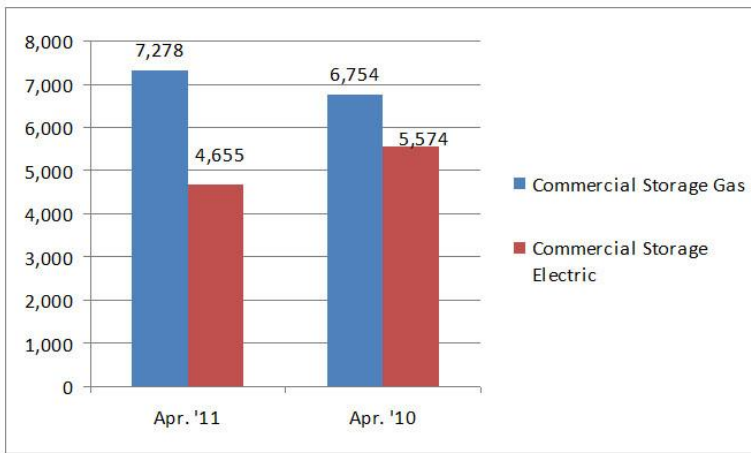
#### Year-to-Date

Storage Water Heaters	Apr. '11 YTD	Apr. '10 YTD	%Chg.
Residential Storage Gas	1,428,746	1,444,746	-1
Residential Storage Electric	1,313,294	1,333,790	-2

#### Commercial Storage Water Heaters

Commercial gas storage water heater shipments increased 8 percent in April 2011, to 7,278 units, up from 6,754 units shipped in April 2010. Commercial electric storage water heater shipments decreased 17 percent in April 2011, to 4,655 units, down from 5,574 units shipped in April 2010.

Year-to-date U.S. shipments of commercial gas storage water heaters increased 5 percent, to 30,116 units, compared with 28,751 units shipped during the same period in 2010. Year-to-date commercial electric storage water heater shipments increased 4 percent to 20,515 units, up from 19,731 units shipped during the same period in 2010.



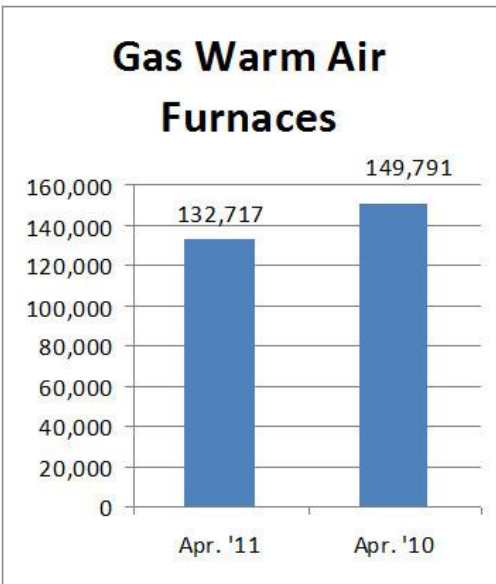
*Year-to-Date*

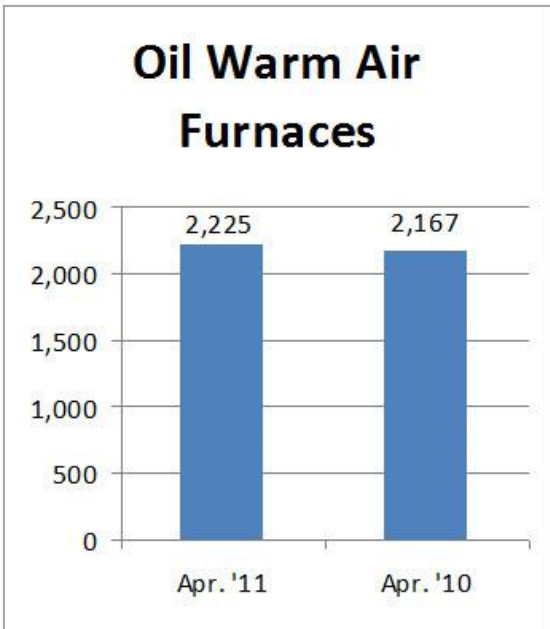
Storage Water Heaters	Apr. '11 YTD	Apr. '10 YTD	%Chg.
Commercial Storage Gas	30,116	28,751	+5
Commercial Storage Electric	20,515	19,731	+4

**Warm Air Furnaces**

U.S. shipments of gas warm air furnaces for April 2011 decreased 11 percent, to 132,717 units, down from 149,791 units shipped in April 2010. Oil warm air furnace shipments increased 3 percent, to 2,225 units in April 2011, up from 2,167 units shipped in April 2010.

Year-to-date U.S. shipments of gas warm air furnaces decreased 3 percent, to 638,686 units, compared with 656,647 units shipped during the same period in 2010. Year-to-date U.S. shipments of oil warm air furnaces decreased 7 percent to 14,406 units, compared with 15,486 units shipped during the same period in 2010.





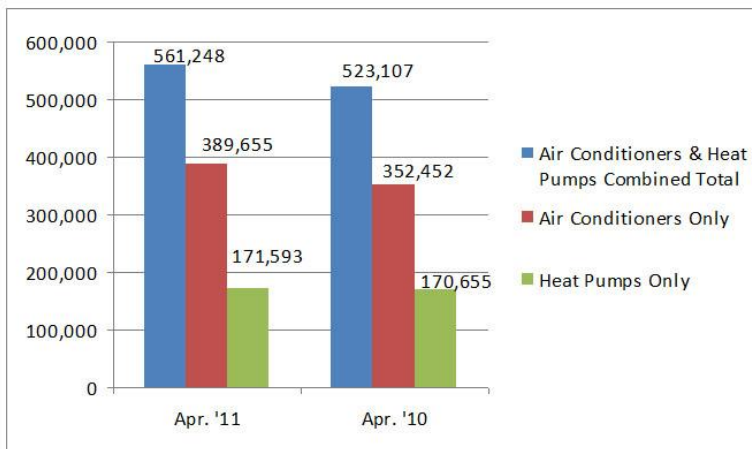
*Year-to-Date*

	Apr. '11 YTD	Apr. '10 YTD	%Chg.
Gas Warm Air Furnaces	638,686	656,647	-3
Oil Warm Air Furnaces	14,406	15,486	-7

**Central Air Conditioners and Air-Source Heat Pumps**

U.S. shipments of central air conditioners and air-source heat pumps totaled 561,248 units in April 2011, up 7 percent from a revised total of 523,107 units shipped in April 2010. U.S. shipments of air conditioners increased 11 percent, to 389,655 units, up from a revised total of 352,452 units shipped in April 2010. U.S. shipments of air-source heat pumps increased 0.5 percent, to 171,593 units, up from a revised total of 170,655 units shipped in April 2010.

Year-to-date combined shipments of residential central air conditioners and air-source heat pumps increased 14 percent, to 1,764,188 units, up from a revised total of 1,554,281 units shipped in April 2010. Year-to-date shipments of central air conditioners increased 14 percent, to 1,140,498 units, up from a revised total of 997,911 units shipped during the same period in 2010. The year-to-date total for heat pump shipments increased 12 percent, to 623,690 units, up from a revised total of 556,370 units shipped during the same period in 2010.



*Year-to-Date*

	Apr. '11 YTD	Apr. '10 YTD	%Chg.
Air Conditioners & Heat Pumps Combined Total	1,746,188	1,554,281	+14
Air Conditioners Only	1,140,498	997,911	+14
Heat Pumps Only	623,690	556,370	+12

*U.S. Manufacturers' Shipments of Central Air Conditioners and Air-Source Heat Pumps*

Size Description (000) BTUH	Total	% Change from 2010
Under 16.5	11,560	+28
16.5-21.9	39,924	-7
22 -26.9	109,295	0
27 -32.9	90,623	+7
33 -38.9	122,843	+7
39 -43.9	47,521	+12
44 -53.9	65,407	+13
54 -64.9	55,002	+24
65 -96.9	7,073	+11
97 -134.9	5,655	+18
135 -184.9	3,266	+16
185 -249.9	1,473	+18
250 -319.9	830	+69
320 -379.9	208	-24
380 -539.9	203	+28
540 -639.9	158	+7
640 & Over	207	+21
<b>TOTAL</b>	<b>561,248</b>	<b>+7</b>

**\*NOTE: Industry figures are estimates derived from the best available figures supplied by a sample of AHRI member companies and are subject to revision.**

**About AHRI**

The Air-Conditioning, Heating, and Refrigeration Institute (AHRI) is the trade association representing manufacturers of air conditioning, heating and commercial refrigeration equipment. An internationally recognized advocate for the industry, AHRI develops standards for and certifies the performance of many of these products. AHRI's 300 member companies account for more than 90 percent of the residential and commercial air conditioning, space heating, water heating, and commercial refrigeration equipment manufactured and sold in North America.

###