



we make life better®

2311 Wilson Boulevard Suite 400 Arlington VA 22201 USA  
 Phone 703 524 8800 | Fax 703 562 1942  
 www.ahrinet.org

September 6, 2019

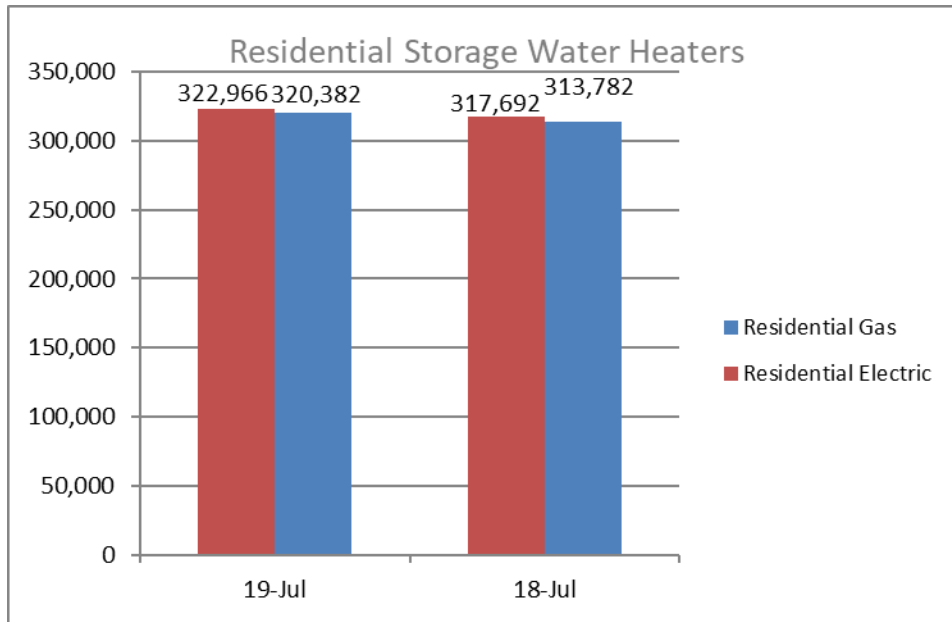
Contact: [Adanna Le Gendre](#)

Phone: 703.600.0363

## AHRI Releases July 2019 U.S. Heating and Cooling Equipment Shipment Data

### Residential Storage Water Heaters

U.S. shipments of residential gas storage water heaters for July 2019 increased 2.1 percent, to 320,382 units, up from 313,782 units shipped in July 2018. Residential electric storage water heater shipments increased 1.7 percent in July 2019 to 322,966 units, up from 317,692 units shipped in July 2018.

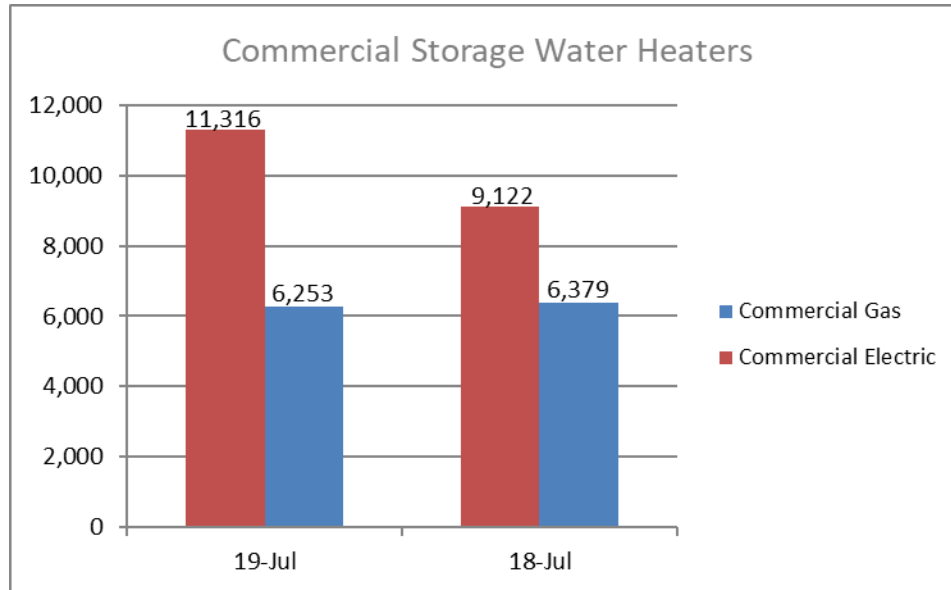


Year-to-date U.S. shipments of residential gas storage water heaters decreased 5.6 percent, to 2,572,748, compared to 2,724,717 shipped during that same period in 2018. Residential electric storage water heater shipments decreased 3.8 percent year-to-date, to 2,443,772 units, compared to 2,540,567 shipped during the same period in 2018.

<i>Year-to-Date</i>			
	<b>July 19 YTD</b>	<b>July 18 YTD</b>	<b>%CHG.</b>
<b>Residential Storage Gas</b>	2,572,748	2,724,717	-5.6
<b>Residential Storage Electric</b>	2,443,772	2,540,567	-3.8

### Commercial Storage Water Heaters

Commercial gas storage water heater shipments decreased 2 percent in July 2019, to 6,253 units, down from 6,379 units shipped in July 2018. Commercial electric storage water heater shipments increased 24.1 percent in July 2019, to 11,316 units, up from 9,122 units shipped in July 2018.

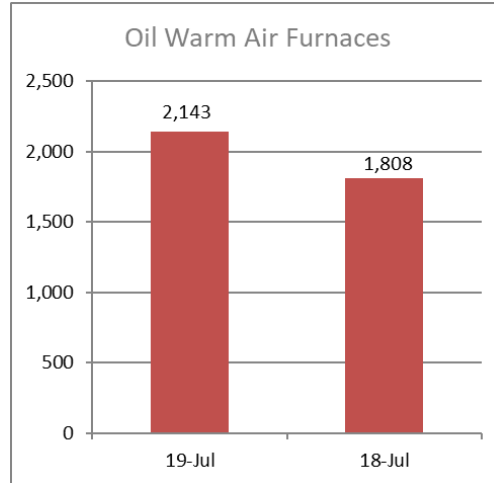
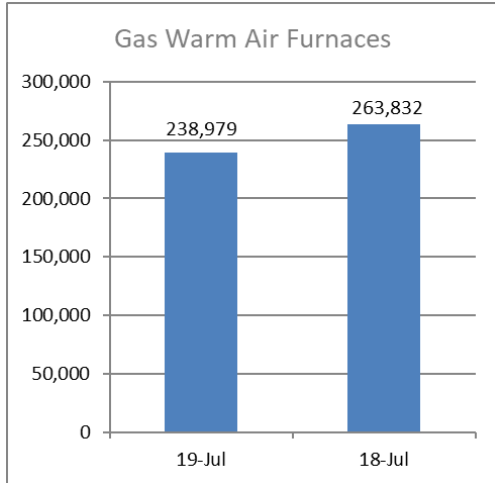


Year-to-date U.S. shipments of commercial gas storage water heaters decreased 9.8 percent, to 52,464 units, compared with 58,191 units shipped during the same period in 2018. Year-to-date commercial electric storage water heater shipments increased 9.2 percent, to 89,144 units, up from 81,638 units shipped during the same period in 2018.

<i>Year-to-Date</i>			
	<b>July 19 YTD</b>	<b>July 18 YTD</b>	<b>%Chg.</b>
<b>Commercial Storage Gas</b>	52,464	58,191	-9.8
<b>Commercial Storage Electric</b>	89,144	81,638	+9.2

### Warm Air Furnaces

U.S. shipments of gas warm air furnaces for July 2019 decreased 9.4 percent, to 238,979 units, down from 263,832 units shipped in July 2018. Oil warm air furnace shipments increased 18.5 percent, to 2,143 units in July 2019, up from 1,808 units shipped in July 2018.

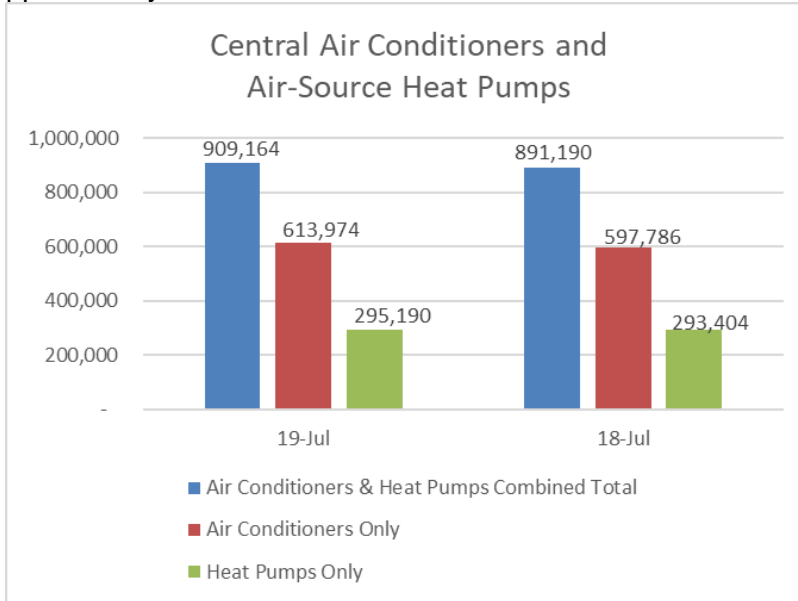


Year-to-date U.S. shipments of gas warm air furnaces increased 7.6 percent, to 1,985,967 units, compared with 1,846,173 units shipped during the same period in 2018. Year-to-date U.S. shipments of oil warm air furnaces increased 18.5 percent, to 18,956 units, compared with 16,003 units shipped during the same period in 2018.

<i>Year-to-Date</i>			
	<b>July 19 YTD</b>	<b>July 18 YTD</b>	<b>% Chg.</b>
<b>Gas Warm Air Furnaces</b>	1,985,967	1,846,173	+7.6
<b>Oil Warm Air Furnaces</b>	18,956	16,003	+18.5

### Central Air Conditioners and Air-Source Heat Pumps

U.S. shipments of central air conditioners and air-source heat pumps totaled 909,164 units in July 2019, up 2 percent from 891,190 units shipped in July 2018. U.S. shipments of air conditioners increased 2.7 percent, to 613,974 units, up from 597,786 units shipped in July 2018. U.S. shipments of air-source heat pumps increased .6 percent, to 295,190 units, up from 293,404 units shipped in July 2018.



Year-to-date combined shipments of central air conditioners and air-source heat pumps increased .7 percent, to 5,590,819, up from 5,552,806 units shipped during the same period in 2018. Year-to-date shipments of central air conditioners decreased 1.5 percent, to 3,592,762 units, down from 3,647,251 units shipped during the same period in 2018. The year-to-date total for heat pump shipments increased 4.9 percent, to 1,998,057, up from 1,905,555 units shipped during the same period in 2018.

<i>Year-to-Date</i>			
	<b>July 19 YTD</b>	<b>July 18 YTD</b>	<b>% Chg.</b>
<b>Air Conditioners &amp; Heat Pumps Combined Total</b>	5,590,819	5,552,806	+0.7
<b>Air Conditioners Only</b>	3,592,762	3,647,251	-1.5
<b>Heat Pumps Only</b>	1,998,057	1,905,555	+4.9

## U.S. Manufacturers' Shipments of Central Air Conditioners and Air-Source Heat Pumps

Month		
Size Description (000) BTUH	Total	% Change from 2018
Under 16.5	31,206	+10.7
16.5-21.9	67,677	+6.1
22-26.9	174,720	+5.4
27-32.9	143,046	+2.1
33-38.9	196,387	+1.7
39-43.9	71,088	-1.7
44-53.9	106,652	-0.2
54-64.9	85,529	-2.5
65-96.9	11,743	-0.2
97-134.9	9,137	-0.8
135-184.9	6,148	-3.3
185-249.9	2,690	-0.4
250-319.9	1,664	-7.5
320-379.9	388	-8.5
380-539.9	406	-3.3
540-639.9	249	-9.5
640-799.9	123	-26.3
800.0-899.9	71	-5.3
900.0-999.9	79	-4.8
1,000.0-1,199.9	53	+8.2
1,200.0 & Over	108	+36.7
<b>TOTAL</b>	<b>909,164</b>	<b>+2.0</b>

YTD		
Size Description (000) BTUH	Total	% Change from 2018
Under 16.5	190,695	+15.0
16.5-21.9	474,558	+7.6
22-26.9	1,099,329	+2.3
27-32.9	900,101	+0.5
33-38.9	1,201,309	-0.1
39-43.9	432,843	-2.4
44-53.9	624,714	-3.0
54-64.9	483,747	-3.2
65-96.9	65,566	-0.7
97-134.9	50,316	-0.9
135-184.9	33,264	-3.5
185-249.9	14,840	-1.4
250-319.9	9,645	-1.3
320-379.9	2,356	-5.6
380-539.9	2,635	+8.7
540-639.9	1,908	-6.0
640-799.9	911	+6.5
800.0-899.9	485	+6.8
900.0-999.9	503	-7.9
1,000.0-1,199.9	314	-1.3
1,200.0 & Over	780	+37.3
<b>TOTAL</b>	<b>5,590,819</b>	<b>+0.7</b>

BTUHs of 64.9 and below are for residential units; 65.0 and above for commercial.

NOTE: A shipment is defined as when a unit transfers ownership; a consignment is not a transfer of ownership. Industry data is aggregated from the information supplied by AHRI member companies that participate in the statistics program and can be subject to revision. Published year-to-date data is inclusive of all revisions. No other AHRI data (e.g., by state or region) is available to the general public other than that published. AHRI does not conduct any market forecasting and is not qualified to discuss market trends. For previous monthly shipment releases and historical data, please see <http://www.ahrinet.org/statistics>.

###

### About AHRI

The Air-Conditioning, Heating, and Refrigeration Institute (AHRI) is the trade association representing manufacturers of air conditioning, heating, and commercial refrigeration, and water heating equipment. An internationally recognized advocate for the industry, AHRI develops standards for and certifies the performance of many of these products. AHRI's 300+ member companies manufacture quality, efficient, and innovative residential and commercial air conditioning, space heating, water heating, and commercial refrigeration equipment and components for sale in North America and around the world.