



2311 Wilson Boulevard Suite 400 Arlington VA 22201 USA  
 Phone 703 524 8800 | Fax 703 562 1942  
 www.ahrinet.org

June 5, 2020

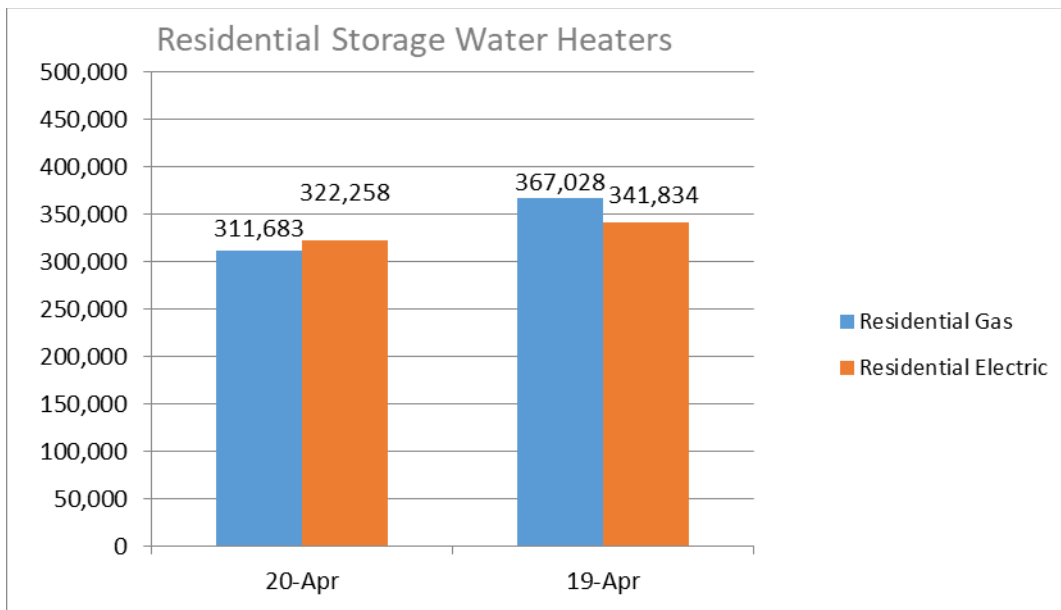
Contact: [Adanna Le Gendre](#)

Phone: 703.600.0363

## AHRI Releases April 2020 U.S. Heating and Cooling Equipment Shipment Data

### Residential Storage Water Heaters

U.S. shipments of residential gas storage water heaters for April 2020 decreased 15.1 percent, to 311,683 units, down from 367,028 units shipped in April 2019. Residential electric storage water heater shipments decreased 5.7 percent in April 2020 to 322,258 units, down from 341,834 units shipped in April 2019.

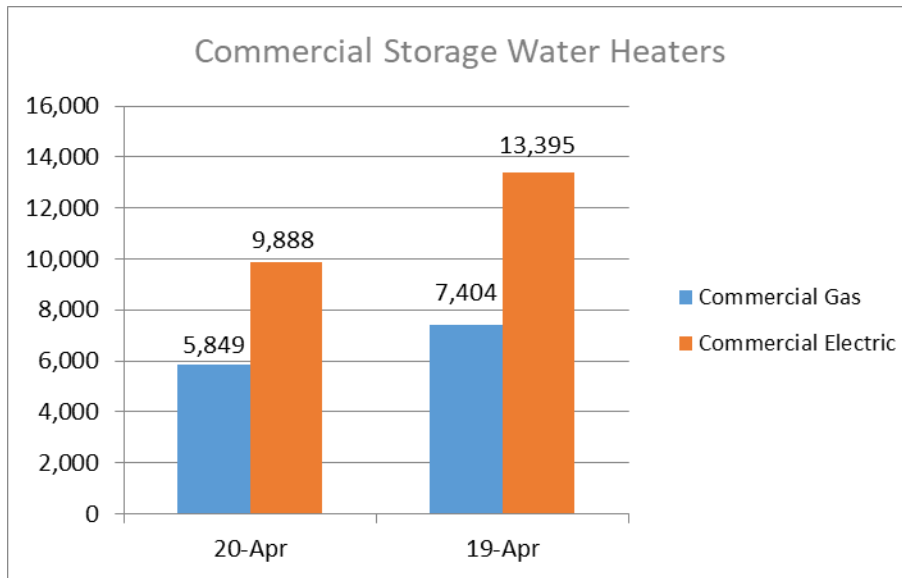


Year-to-date U.S. shipments of residential gas storage water heaters decreased 4.6 percent, to 1,473,757, compared to 1,544,800 shipped during that same period in 2019. Residential electric storage water heater shipments increased 3.3 percent year-to-date, to 1,489,496 units, compared to 1,442,421 shipped during the same period in 2019.

<i>Year-to-Date</i>	<b>Apr 20 YTD</b>	<b>Apr 19 YTD</b>	<b>%CHG.</b>
<b>Residential Storage Gas</b>	1,473,757	1,544,800	-4.6
<b>Residential Storage Electric</b>	1,489,496	1,442,421	+3.3

### Commercial Storage Water Heaters

Commercial gas storage water heater shipments decreased 21 percent in April 2020, to 5,849 units, down from 7,404 units shipped in April 2019. Commercial electric storage water heater shipments decreased 26.2 percent in April 2020, to 9,888 units, down from 13,395 units shipped in April 2019.

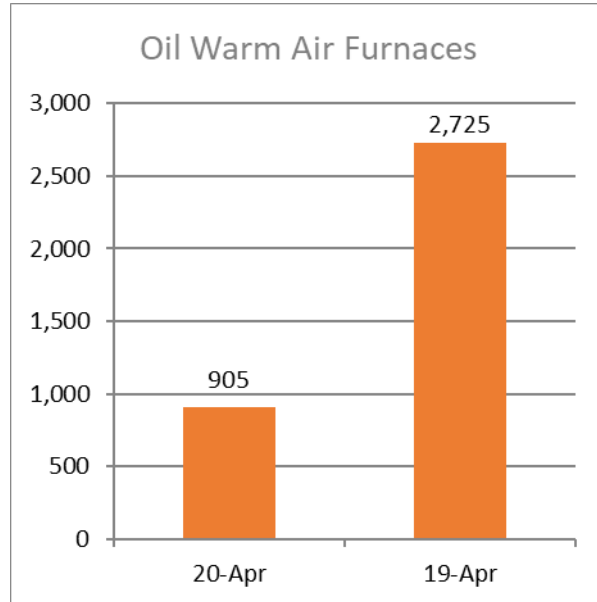
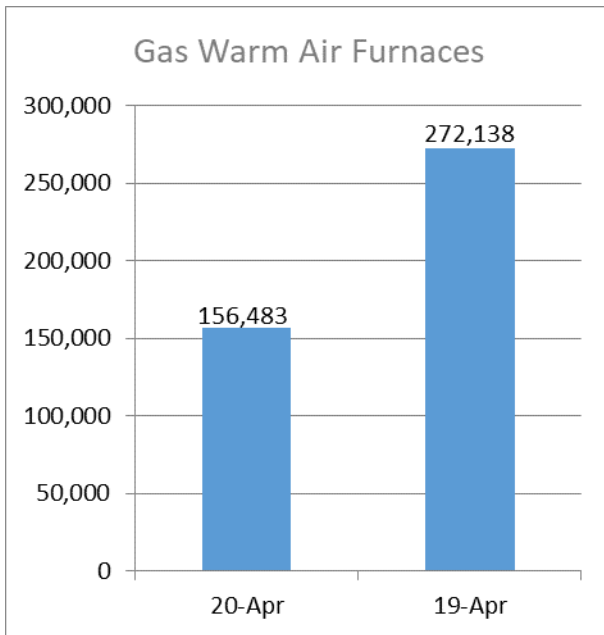


Year-to-date U.S. shipments of commercial gas storage water heaters decreased 8 percent, to 28,703 units, compared with 31,183 units shipped during the same period in 2019. Year-to-date commercial electric storage water heater shipments decreased 3.5 percent, to 49,253 units, down from 51,022 units shipped during the same period in 2019.

<i>Year-to-Date</i>			
	<b>Apr 20 YTD</b>	<b>Apr 19 YTD</b>	<b>%CHG.</b>
<b>Commercial Storage Gas</b>	28,703	31,183	-8.0
<b>Commercial Storage Electric</b>	49,253	51,022	-3.5

## Warm Air Furnaces

U.S. shipments of gas warm air furnaces for April 2020 decreased 42.5 percent, to 156,483 units, down from 272,138 units shipped in April 2019. Oil warm air furnace shipments decreased 66.8 percent, to 905 units in April 2020, down from 2,725 units shipped in April 2019.

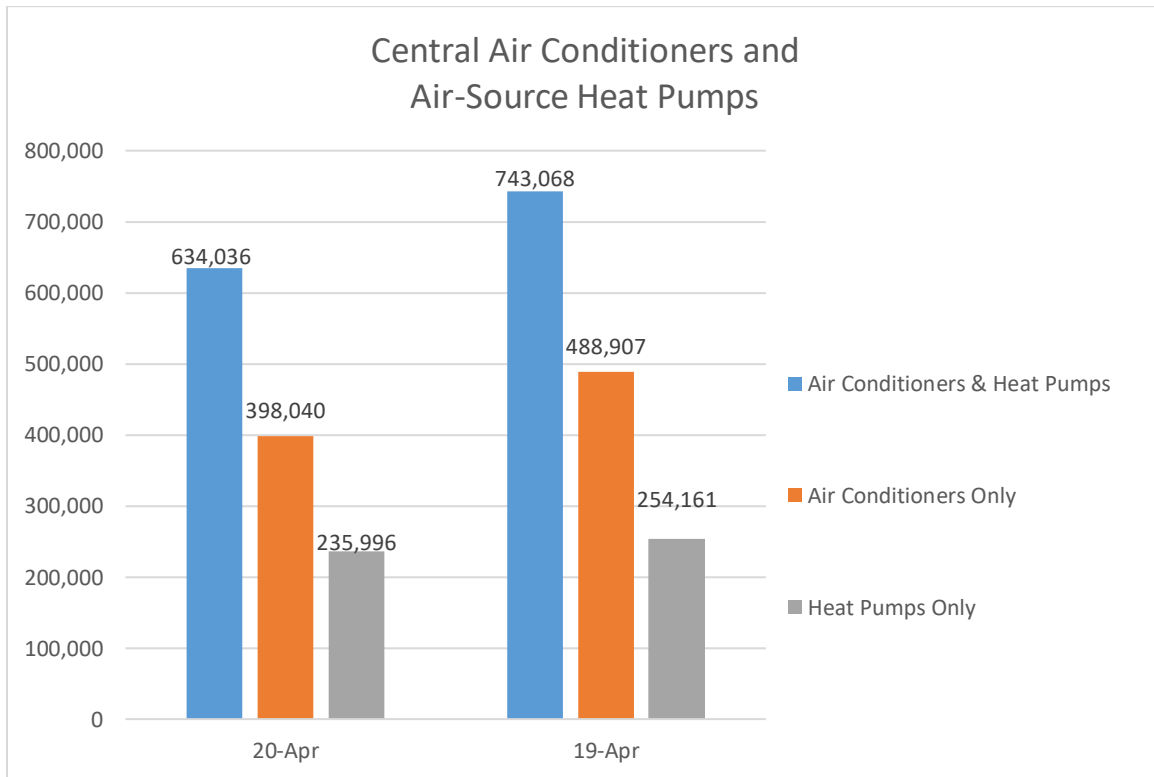


Year-to-date U.S. shipments of gas warm air furnaces decreased 24.6 percent, to 831,733 units, compared with 1,103,145 units shipped during the same period in 2019. Year-to-date U.S. shipments of oil warm air furnaces decreased 33.3 percent, to 7,697 units, compared with 11,542 units shipped during the same period in 2019.

<i>Year-to-Date</i>			
	<b>Apr 20 YTD</b>	<b>Apr 19 YTD</b>	<b>%CHG.</b>
<b>Gas Warm Air Furnaces</b>	831,733	1,103,145	-24.6
<b>Oil Warm Air Furnaces</b>	7,697	11,542	-33.3

## Central Air Conditioners and Air-Source Heat Pumps

U.S. shipments of central air conditioners and air-source heat pumps totaled 634,036 units in April 2020, down 14.7 percent from 743,068 units shipped in April 2019. U.S. shipments of air conditioners decreased 18.6 percent, to 398,040 units, down from 488,907 units shipped in April 2019. U.S. shipments of air-source heat pumps decreased 7.1 percent, to 235,996 units, down from 254,161 units shipped in April 2019.



Year-to-date combined shipments of central air conditioners and air-source heat pumps decreased 0.7 percent, to 2,585,007, down from 2,604,077 units shipped during the same period in 2019. Year-to-date shipments of central air conditioners decreased 1.5 percent, to 1,579,040 units, down from 1,602,941 units shipped during the same period in 2019. The year-to-date total for heat pump shipments increased 0.5 percent, to 1,005,967, up from 1,001,136 units shipped during the same period in 2019.

<i>Year-to-Date</i>			
	<b>Apr 20 YTD</b>	<b>Apr 19 YTD</b>	<b>%CHG.</b>
<b>Air Conditioners &amp; Heat Pumps Combined Total</b>	2,585,007	2,604,077	-0.7
<b>Air Conditioners Only</b>	1,579,040	1,602,941	-1.5
<b>Heat Pumps Only</b>	1,005,967	1,001,136	+0.5

## U.S. Manufacturers' Shipments of Central Air Conditioners and Air-Source Heat Pumps

Month			YTD		
Size Description (000) BTUH	Total	% Change from 2019	Size Description (000) BTUH	Total	% Change from 2019
Under 16.5	19,762	-14.5	Under 16.5	101,511	-0.7
16.5-21.9	53,559	-14.5	16.5-21.9	250,733	+3.3
22-26.9	118,921	-18.3	22-26.9	516,381	-0.4
27-32.9	102,269	-17.9	27-32.9	409,311	-1.7
33-38.9	138,131	-13.9	33-38.9	545,273	-0.2
39-43.9	54,295	-7.4	39-43.9	193,702	-1.6
44-53.9	76,893	-6.2	44-53.9	281,276	+1.0
54-64.9	53,928	-14.6	54-64.9	208,168	-3.1
65-96.9	5,021	-35.3	65-96.9	28,354	-11.9
97-134.9	4,355	-30.1	97-134.9	20,151	-14.9
135-184.9	2,940	-32.2	135-184.9	13,826	-8.0
185-249.9	1,466	-25.2	185-249.9	6,228	-10.9
250-319.9	1,298	+3.2	250-319.9	5,008	+10.2
320-379.9	248	-28.5	320-379.9	1,122	-3.2
380-539.9	259	-35.6	380-539.9	1,252	-11.5
540-639.9	284	+12.3	540-639.9	1,069	+3.5
640-799.9	113	-13.1	640 & Over	445	-7.1
800.0-899.9	85	+54.5	800.0-899.9	287	+3.2
900.0-999.9	78	+9.9	900.0-999.9	352	+31.8
1,000.0-1,199.9	56	+16.7	1,000.0-1,199.9	194	+31.1
1,200.0 & Over	75	-42.7	1,200.0 & Over	364	-22.2
<b>TOTAL</b>	<b>634,036</b>	<b>-14.7</b>	<b>TOTAL</b>	<b>2,585,007</b>	<b>-0.7</b>

BTUHs of 64.9 and below are for residential units; 65.0 and above for commercial.

NOTE: A shipment is defined as when a unit transfers ownership; a consignment is not a transfer of ownership. Industry data is aggregated from the information supplied by AHRI member companies that participate in the statistics program and can be subject to revision. Published year-to-date data is inclusive of all revisions. No other AHRI data (e.g., by state or region) is available to the general public other than that published. AHRI does not conduct any market forecasting and is not qualified to discuss market trends. For previous monthly shipment releases and historical data, please see <http://www.ahrinet.org/statistics>.

###

### About AHRI

The Air-Conditioning, Heating, and Refrigeration Institute (AHRI) is the trade association representing manufacturers of air conditioning, heating, and commercial refrigeration, and water heating equipment. An internationally recognized advocate for the industry, AHRI develops standards for and certifies the performance of many of these products. AHRI's 300+ member companies manufacture quality, efficient, and innovative residential and commercial air conditioning, space heating, water heating, and commercial refrigeration equipment and components for sale in North America and around the world.