



2111 Wilson Boulevard Suite 500 Arlington VA 22201-3001 USA  
 Phone 703 524 8800 | Fax 703 562 1942  
 www.ahrinet.org

May 15, 2017

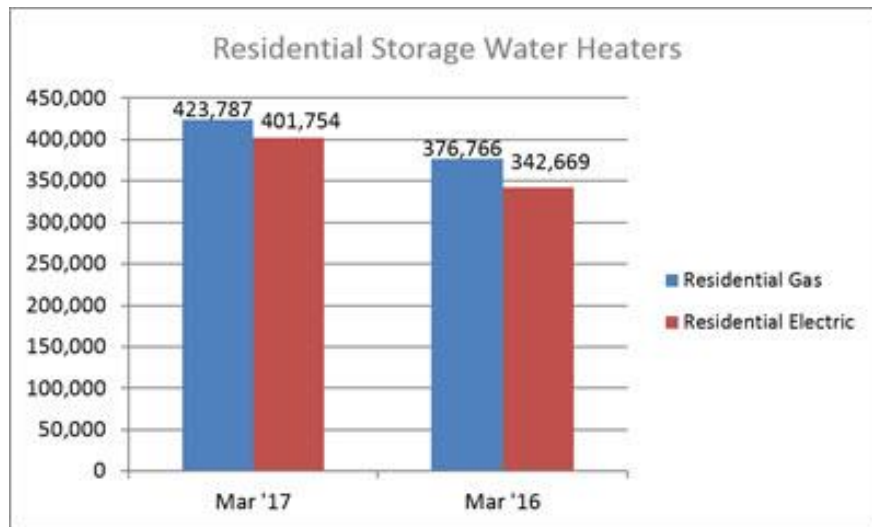
**Contact:** [Carrie Johnson](#), Director, Communications

**Phone:** 703.600.0377

## AHRI Releases March 2017 U.S. Heating and Cooling Equipment Shipment Data

### Residential Storage Water Heaters

U.S. shipments of residential gas storage water heaters for March 2017 increased 12.5 percent to 423,787 units, up from 376,766 units shipped in March 2016. Residential electric storage water heater shipments increased 17.2 percent in March 2017 to 401,754 units, up from 342,669 units shipped in March 2016.



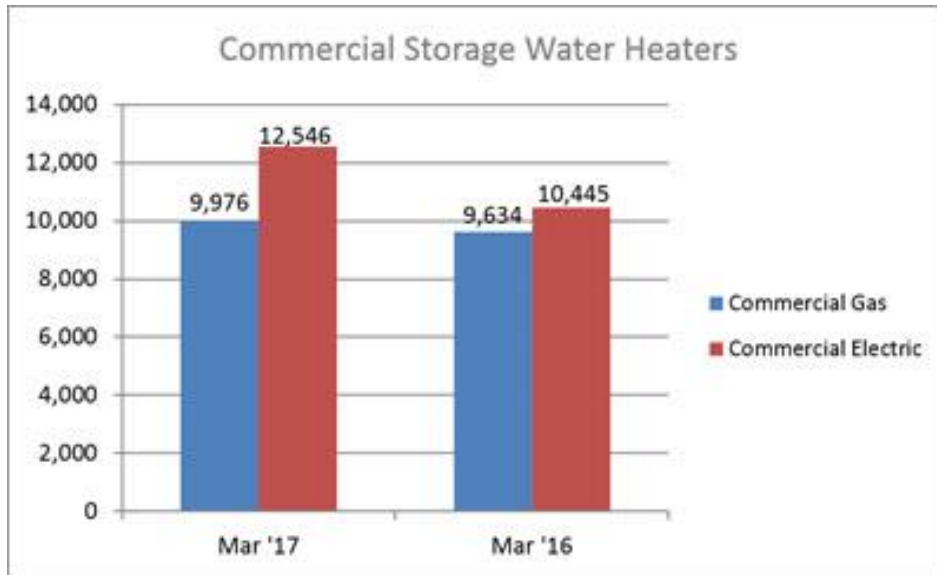
For the year-to-date, U.S. shipments of residential gas storage water heaters increased 6.7 percent to 1,156,644, compared to 1,083,761 shipped during that same period in 2016.

Residential electric storage water heater shipments increased 9.9 percent year-to-date to 1,097,558 units, compared to 998,372 shipped during the same period in 2016.

<i>Year-to-Date</i>			
<b>Storage Water Heaters</b>	<b>Mar '17 YTD</b>	<b>Mar '16 YTD</b>	<b>%CHG.</b>
<b>Residential Storage Gas</b>	1,156,644	1,083,761	+6.7
<b>Residential Storage Electric</b>	1,097,558	998,372	+9.9

### Commercial Storage Water Heaters

Commercial gas storage water heater shipments increased 3.5 percent in March 2017 to 9,976 units, up from 9,634 units shipped in March 2016. Commercial electric storage water heater shipments increased 20.1 percent in March 2017 to 12,546 units, up from 10,445 units shipped in March 2016.

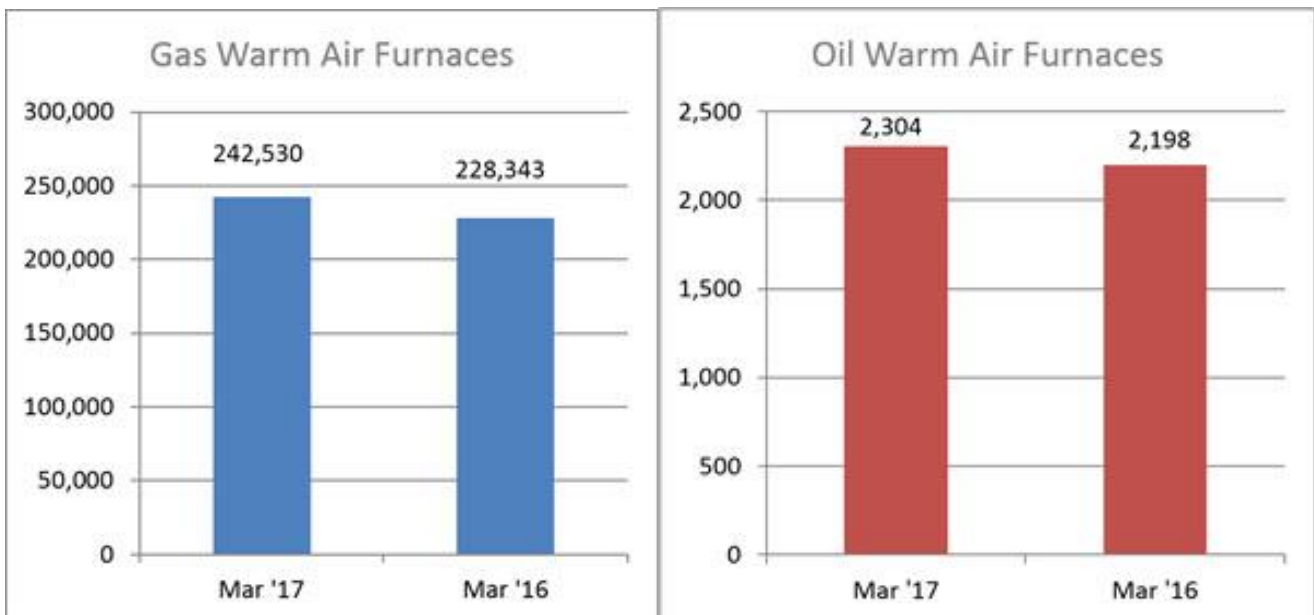


Year-to-date U.S. shipments of commercial gas storage water heaters increased 1.3 percent to 25,761 units, compared with 25,421 units shipped during the same period in 2016. Year-to-date commercial electric storage water heater shipments increased 28.4 percent to 34,422 units, up from 26,810 units shipped during the same period in 2016.

<i>Year-to-Date</i>	Mar '17 YTD	Mar '16 YTD	%Chg.
<b>Commercial Storage Gas</b>	25,761	25,421	+1.3
<b>Commercial Storage Electric</b>	34,422	26,810	+28.4

### Warm Air Furnaces

U.S. shipments of gas warm air furnaces for March 2017 increased 6.2 percent to 242,530 units, up from 228,343 units shipped in March 2016. Oil warm air furnace shipments increased 4.8 percent to 2,304 units in March 2017, up from 2,198 units shipped in March 2016.

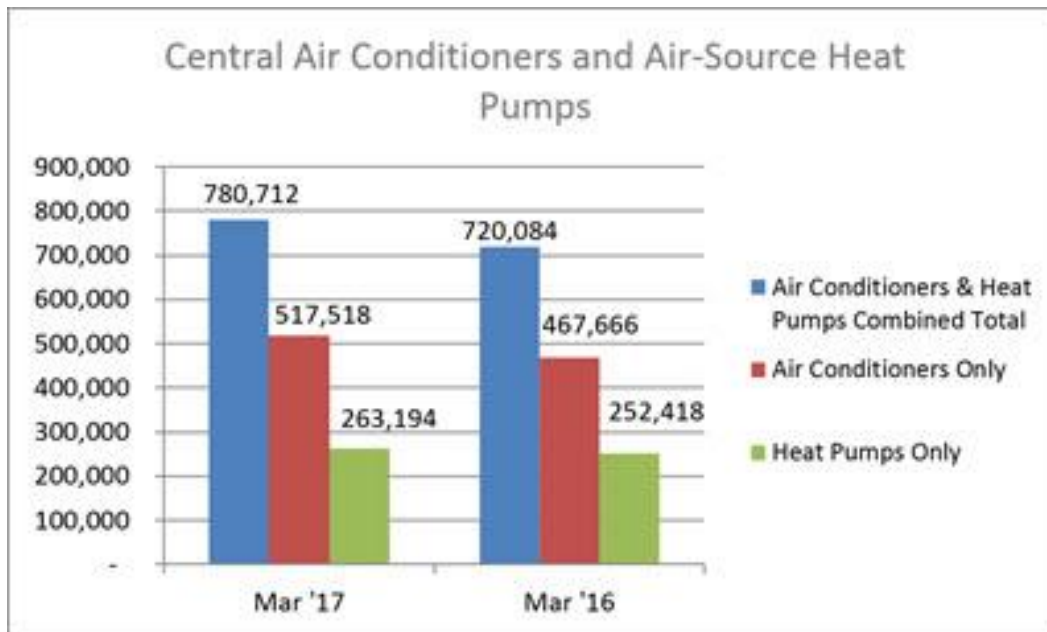


Year-to-date U.S. shipments of gas warm air furnaces increased 6.7 percent to 658,540 units, compared with 616,990 units shipped during the same period in 2016. Year-to-date U.S. Shipments of oil warm air furnaces decreased 2.3 percent 7,897 units, compared with 8,086 units shipped during the same period in 2016.

<i>Year-to-Date</i>			
	<b>Mar '17 YTD</b>	<b>Mar '16 YTD</b>	<b>% Chg.</b>
<b>Gas Warm Air Furnaces</b>	658,540	616,990	+6.7
<b>Oil Warm Air Furnaces</b>	7,897	8,086	-2.3

### Central Air Conditioners and Air-Source Heat Pumps

U.S. shipments of central air conditioners and air-source heat pumps totaled 780,712 units in March 2017, up 8.4 percent from 720,084 units shipped in March 2016. U.S. shipments of air conditioners increased 10.7 percent to 517,518 units, up from 467,666 units shipped in March 2016. U.S. shipments of air-source heat pumps increased 4.3 percent to 263,194 units, up from 252,418 units shipped in March 2016.



Year-to-date combined shipments of central air conditioners and air-source heat pumps increased 8.2 percent to 1,711,938 units, up from 1,581,606 units shipped in March 2016. Year-to-date shipments of central air conditioners increased 8.1 percent to 1,081,918 units, up from 1,000,663 units shipped during the same period in 2016. The year-to-date total for heat pump shipments increased 8.4 percent to 630,020 units, up from 580,943 units shipped during the same period in 2016.

<i>Year-to-Date</i>			
	<b>Mar '17 YTD</b>	<b>Mar '16 YTD</b>	<b>% Chg.</b>
<b>Air Conditioners &amp; Heat Pumps</b>	1,711,938	1,581,606	+8.2
<b>Air Conditioners Only</b>	1,081,918	1,000,663	+8.1
<b>Heat Pumps Only</b>	630,020	580,943	+8.4

## U.S. Manufacturers' Shipments of Central Air Conditioners and Air-Source Heat Pumps

Month			YTD		
Size Description (000) BTUH	Total	% Change from 2016	Size Description (000) BTUH	Total	% Change from 2016
Under 16.5	25,488	+1	Under 16.5	59,832	+0
16.5-21.9	99,214	+17	16.5-21.9	216,863	+17
22-26.9	152,415	+9	22-26.9	326,998	+10
27-32.9	115,803	+3	27-32.9	250,188	+4
33-38.9	155,769	+8	33-38.9	339,674	+7
39-43.9	55,680	+5	39-43.9	122,188	+7
44-53.9	81,526	+8	44-53.9	179,316	+8
54-64.9	66,241	+8	54-64.9	147,494	+6
65-96.9	10,449	+13	65-96.9	26,093	+9
97-134.9	7,802	+15	97-134.9	18,905	+14
135-184.9	4,945	+16	135-184.9	11,671	+11
185-249.9	2,410	+43	185-249.9	5,449	+31
250-319.9	1,633	+59	250-319.9	3,779	+49
320-379.9	307	-17	320-379.9	882	+5
380-539.9	371	-1	380-539.9	972	+9
540-639.9	296	+46	540-639.9	741	+33
640-799.9	113	+100	640 & Over	300	+100
800.0-899.9	58	+100	800.0-899.9	164	+100
900.0-999.9	64	+100	900.0-999.9	147	+100
1,000.0-1,199.9	44	+100	1,000.0-1,199.9	97	+100
1,200.0 & Over	84	+100	1,200.0 & Over	185	+100
<b>TOTAL</b>	<b>780,712</b>	<b>+8</b>	<b>TOTAL</b>	<b>1,711,938</b>	<b>+8</b>

BTUHs of 64.9 and below are for residential units; 65.0 and above for commercial.

NOTE: A shipment is defined as when a unit transfers ownership; a consignment is not a transfer of ownership. Industry data is aggregated from the information supplied by AHRI member companies that participate in the statistics program and can be subject to revision. Published year-to-date data is inclusive of all revisions. No other AHRI data (e.g., by state or region) is available to the general public other than that published. AHRI does not conduct any market forecasting and is not qualified to discuss market trends. For previous monthly shipment releases and historical data, please see <http://www.ahrinet.org/statistics>.

###

### About AHRI

The Air-Conditioning, Heating, and Refrigeration Institute (AHRI) is the trade association representing manufacturers of air conditioning, heating, and commercial refrigeration, and water heating equipment. An internationally recognized advocate for the industry, AHRI develops standards for and certifies the performance of many of these products. AHRI's 300+ member companies manufacture quality, efficient, and innovative residential and commercial air conditioning, space heating, water heating, and commercial refrigeration equipment and components for sale in North America and around the world.