



we make life better™

2111 Wilson Boulevard Suite 500 Arlington VA 22201-3001 USA
 Phone 703 524 8800 | Fax 703 562 1942
 www.ahrinet.org

August 15, 2014

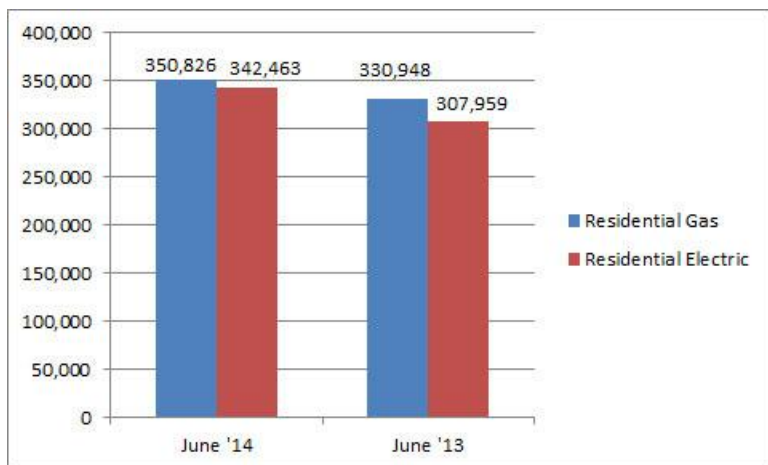
Contact: [Nicole Snyder](#), AHRI Communications Specialist

Phone: 703.600.0310

AHRI Releases June 2014 U.S. Heating and Cooling Equipment Shipment Data

Residential Storage Water Heaters

U.S. shipments of residential gas storage water heaters for June 2014 increased 6.0 percent, to 350,826 units, up from 330,948 units shipped in June 2013. Residential electric storage water heater shipments increased 11.2 percent in June 2014, to 342,463 units, up from 307,959 units shipped in June 2013.



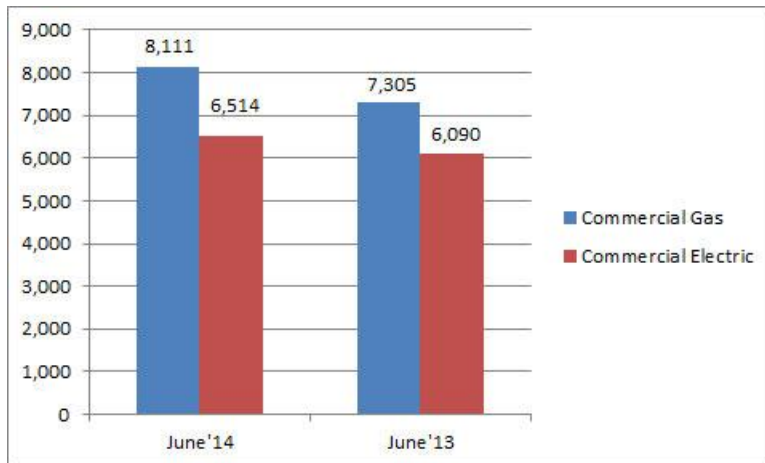
For the year-to-date, U.S. shipments of residential gas storage water heaters increased 3.1 percent, to 2,272,607, compared to 2,203,454 units shipped during the same period in 2013. Residential electric storage water heater shipments increased 5.2 percent year-to-date, to 2,160,629 units, compared to 2,052,910 units shipped during the same period in 2013.

Year-to-Date

Storage Water Heaters	June '14 YTD	June '13 YTD	%Chg.
Residential Storage Gas	2,272,607	2,203,454	+3.1
Residential Storage Electric	2,160,629	2,052,910	+5.2

Commercial Storage Water Heaters

Commercial gas storage water heater shipments increased 11.0 percent in June 2014, to 8,111 units, up from 7,305 units shipped in June 2013. Commercial electric storage water heater shipments increased 7.0 percent in June 2014, to 6,514 units, up from 6,090 units shipped in June 2013.



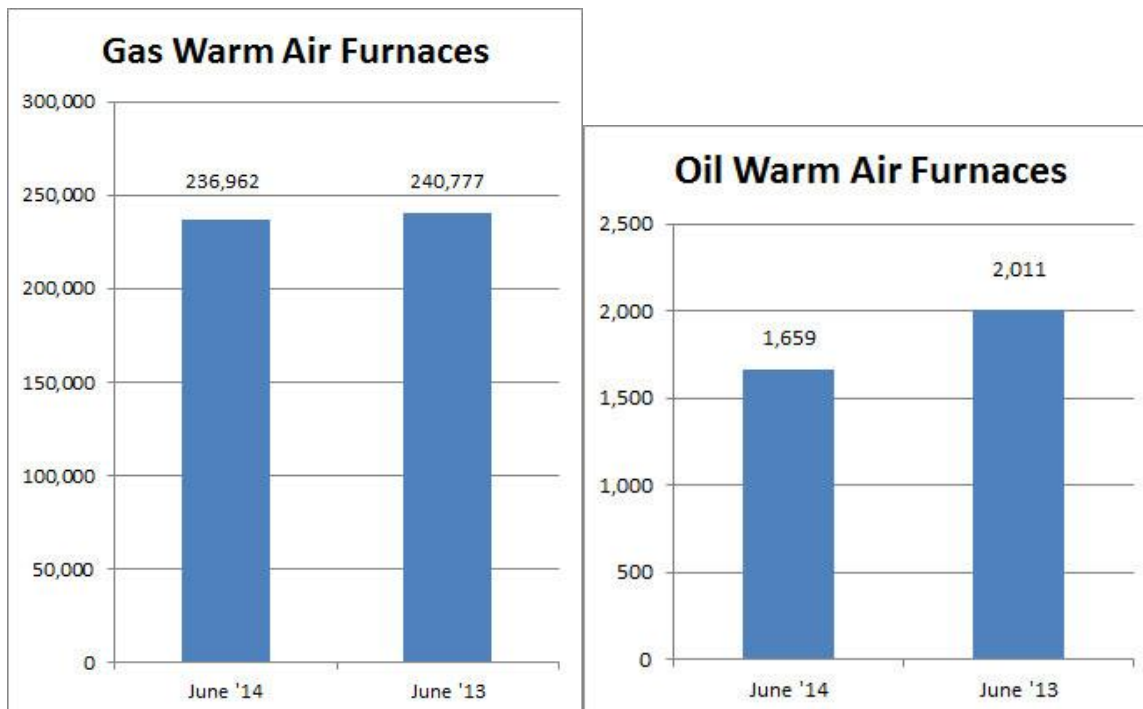
Year-to-date U.S. shipments of commercial gas storage water heaters increased 5.6 percent, to 49,713 units, compared with 47,083 units shipped during the same period in 2013. Year-to-date commercial electric storage water heater shipments increased 11.0 percent to 37,779 units, up from 34,022 units shipped during the same period in 2013.

Year-to-Date

Storage Water Heaters	June'14 YTD	June'13 YTD	%Chg.
Commercial Storage Gas	49,713	47,083	+5.6
Commercial Storage Electric	37,779	34,022	+11.0

Warm Air Furnaces

U.S. shipments of gas warm air furnaces for June 2014 decreased 1.6 percent, to 236,962 units, down from 240,777 units shipped in June 2013. Oil warm air furnace shipments decreased 17.5 percent, to 1,659 units in June 2014, down from 2,011 units shipped in June 2013.



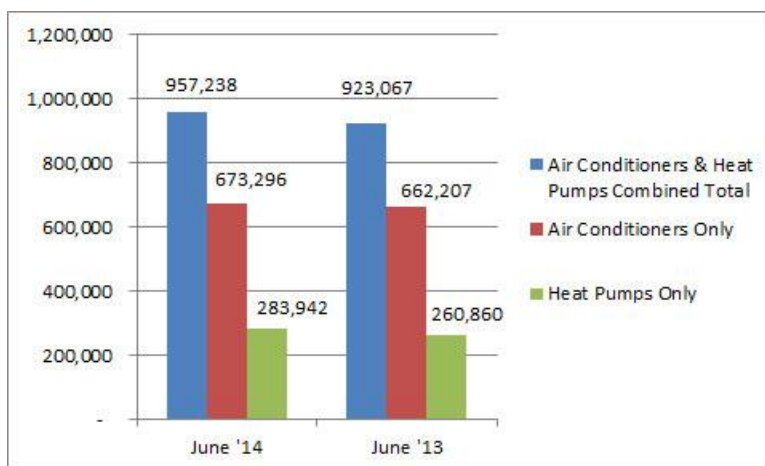
Year-to-date U.S. shipments of gas warm air furnaces increased 5.6 percent, to 1,230,521 units, compared with 1,165,778 units shipped during the same period in 2013. Year-to-date U.S. shipments of oil warm air furnaces increased 4.7 percent to 12,332, compared with 11,784 units shipped during the same period in 2013.

Year-to-Date

	June '14 YTD	June '13 YTD	% Chg.
Gas Warm Air Furnaces	1,230,521	1,165,778	+5.6
Oil Warm Air Furnaces	12,332	11,784	+4.7

Central Air Conditioners and Air-Source Heat Pumps

U.S. shipments of central air conditioners and air-source heat pumps totaled 957,238 units in June 2014, up 3.7 percent from 923,067 units shipped in June 2013. U.S. shipments of air conditioners increased 1.7 percent, to 673,296 units, up from 662,207 units shipped in June 2013. U.S. shipments of air-source heat pumps increased 8.8 percent, to 283,942 units, up from 260,860 units shipped in June 2013.



Year-to-date combined shipments of central air conditioners and air-source heat pumps increased 8.3 percent, to 3,831,136 units, up from 3,537,938 units shipped in June 2013. Year-to-date shipments of central air conditioners increased 5.1 percent, to 2,532,548 units, up from 2,410,521 units shipped during the same period in 2013. The year-to-date total for heat pump shipments increased 15.2 percent, to 1,298,588 units, up from 1,127,417 units shipped during the same period in 2013.

Year-to-Date

	June '14 YTD	June '13 YTD	% Chg.
Air Conditioners & Heat Pumps	3,831,136	3,537,938	+8.3
Air Conditioners Only	2,532,548	2,410,521	+5.1
Heat Pumps Only	1,298,588	1,127,417	+15.2

U.S. Manufacturers' Shipments of Central Air Conditioners and Air-Source Heat Pumps

Month

Year-to-Date

Size Description (000) BTUH	Total	% Change from 2013
Under 16.5	23,075	+35
16.5-21.9	72,211	+15
22-26.9	190,877	+7
27-32.9	161,746	+4
33-38.9	206,325	+1
39-43.9	77,451	+0
44-53.9	106,102	-1
54-64.9	89,061	-1
65-96.9	10,990	-1
97-134.9	8,532	+4
135-184.9	5,631	+8
185-249.9	2,475	+16
250-319.9	1,514	+11
320-379.9	329	-17
380-539.9	320	-7
540-639.9	211	-9
640 & Over	388	+2
TOTAL	957,238	+4

Size Description (000) BTUH	Total	% Change from 2013
Under 16.5	109,220	+20
16.5-21.9	315,920	+10
22-26.9	751,979	+9
27-32.9	618,594	+7
33-38.9	804,536	+7
39-43.9	307,520	+8
44-53.9	425,391	+8
54-64.9	363,929	+8
65-96.9	49,605	+6
97-134.9	37,401	+6
135-184.9	23,733	+11
185-249.9	10,712	+12
250-319.9	6,018	+22
320-379.9	1,805	+2
380-539.9	1,690	+10
540-639.9	1,180	+0
640 & Over	1,903	+15
TOTAL	3,831,136	+8

NOTE: Industry figures are estimates derived from the best available figures supplied by a sample of AHRI member companies and are subject to revision. Year-to-date figures are correct as issued.

###

[About AHRI](#)

The Air-Conditioning, Heating, and Refrigeration Institute (AHRI) is the trade association representing manufacturers of air conditioning, heating, and commercial refrigeration, and water heating equipment. An internationally recognized advocate for the industry, AHRI develops standards for and certifies the performance of many of these products. AHRI's 300+ member companies manufacture quality, efficient, and innovative residential and commercial air conditioning, space heating, water heating, and commercial refrigeration equipment and components for sale in North America and around the world.