



2311 Wilson Boulevard Suite 400 Arlington VA 22201 USA  
 Phone 703 524 8800 | Fax 703 562 1942  
 www.ahrinet.org

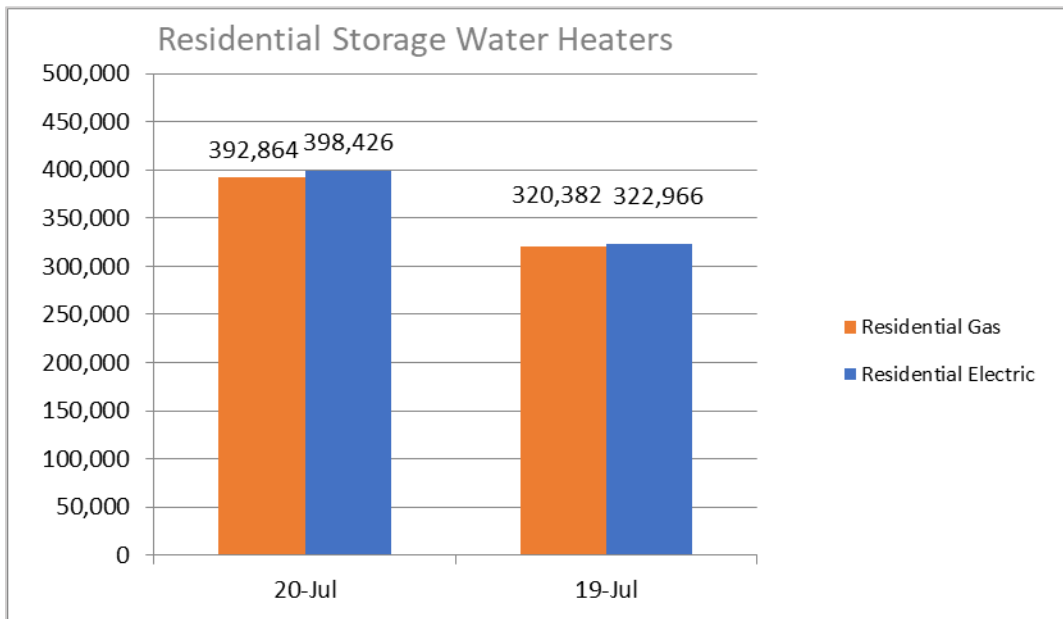
September 11, 2020  
**Contact:** [Adanna Le Gendre](#)  
**Phone:** 703.600.0363

*New this month, 2020 public data is available in Excel format, [here](#).*

## AHRI Releases July 2020 U.S. Heating and Cooling Equipment Shipment Data

### Residential Storage Water Heaters

U.S. shipments of residential gas storage water heaters for July 2020 increased 22.6 percent, to 392,864 units, up from 320,382 units shipped in July 2019. Residential electric storage water heater shipments increased 23.4 percent in July 2020 to 398,426 units, up from 322,966 units shipped in July 2019.

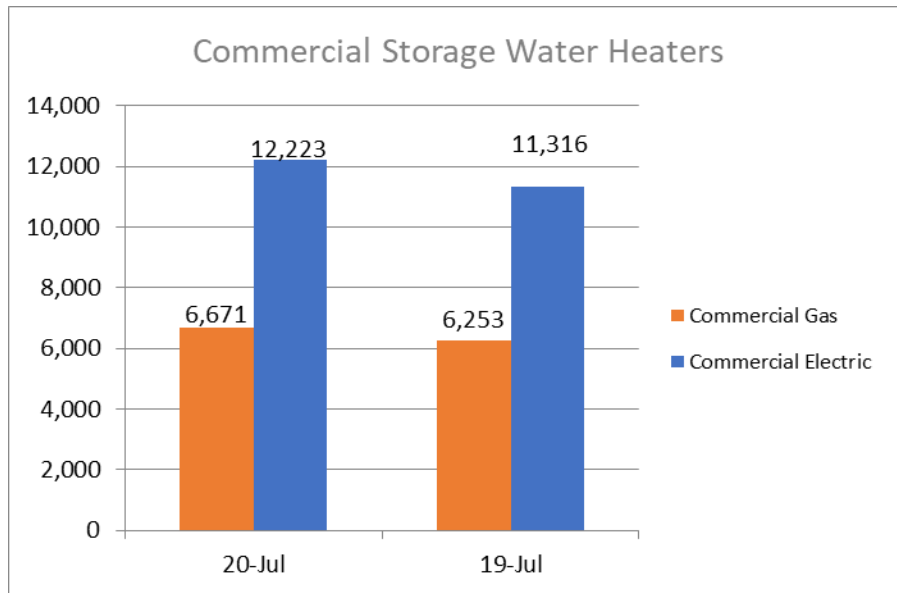


Year-to-date U.S. shipments of residential gas storage water heaters increased 1.5 percent, to 2,610,644 compared to 2,572,748 shipped during that same period in 2019. Residential electric storage water heater shipments increased 7.4 percent year-to-date, to 2,624,694 units, compared to 2,443,772 shipped during the same period in 2019.

| <i>Year-to-Date</i>                 | <b>Jul 20 YTD</b> | <b>Jul 19 YTD</b> | <b>%CHG.</b> |
|-------------------------------------|-------------------|-------------------|--------------|
| <b>Residential Storage Gas</b>      | 2,610,644         | 2,572,748         | +1.5         |
| <b>Residential Storage Electric</b> | 2,624,694         | 2,443,772         | +7.4         |

### Commercial Storage Water Heaters

Commercial gas storage water heater shipments increased 6.7 percent in July 2020, to 6,671 units, up from 6,253 units shipped in July 2019. Commercial electric storage water heater shipments increased 8 percent in July 2020, to 12,223 units, up from 11,316 units shipped in July 2019.

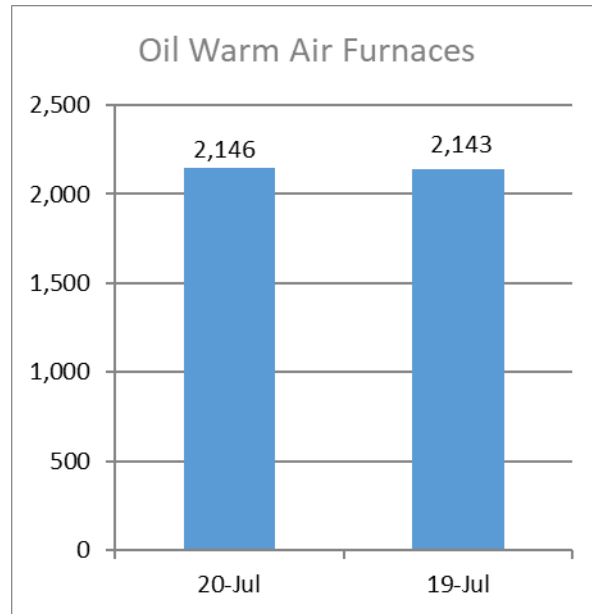
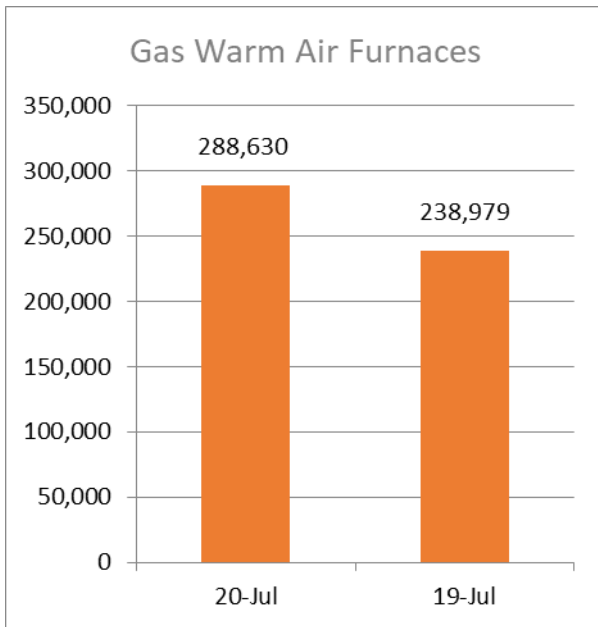


Year-to-date U.S. shipments of commercial gas storage water heaters decreased 11.3 percent, to 46,538 units, compared with 52,464 units shipped during the same period in 2019. Year-to-date commercial electric storage water heater shipments decreased 7.8 percent, to 82,218 units, down from 89,144 units shipped during the same period in 2019.

| <i>Year-to-Date</i>                |                   |                   |              |
|------------------------------------|-------------------|-------------------|--------------|
|                                    | <b>Jul 20 YTD</b> | <b>Jul 19 YTD</b> | <b>%CHG.</b> |
| <b>Commercial Storage Gas</b>      | 46,538            | 52,464            | -11.3        |
| <b>Commercial Storage Electric</b> | 82,218            | 89,144            | -7.8         |

## Warm Air Furnaces

U.S. shipments of gas warm air furnaces for July 2020 increased 20.8 percent, to 288,630 units, up from 238,979 units shipped in July 2019. Oil warm air furnace shipments increased 0.1 percent, to 2,146 units in July 2020, up from 2,143 units shipped in July 2019.

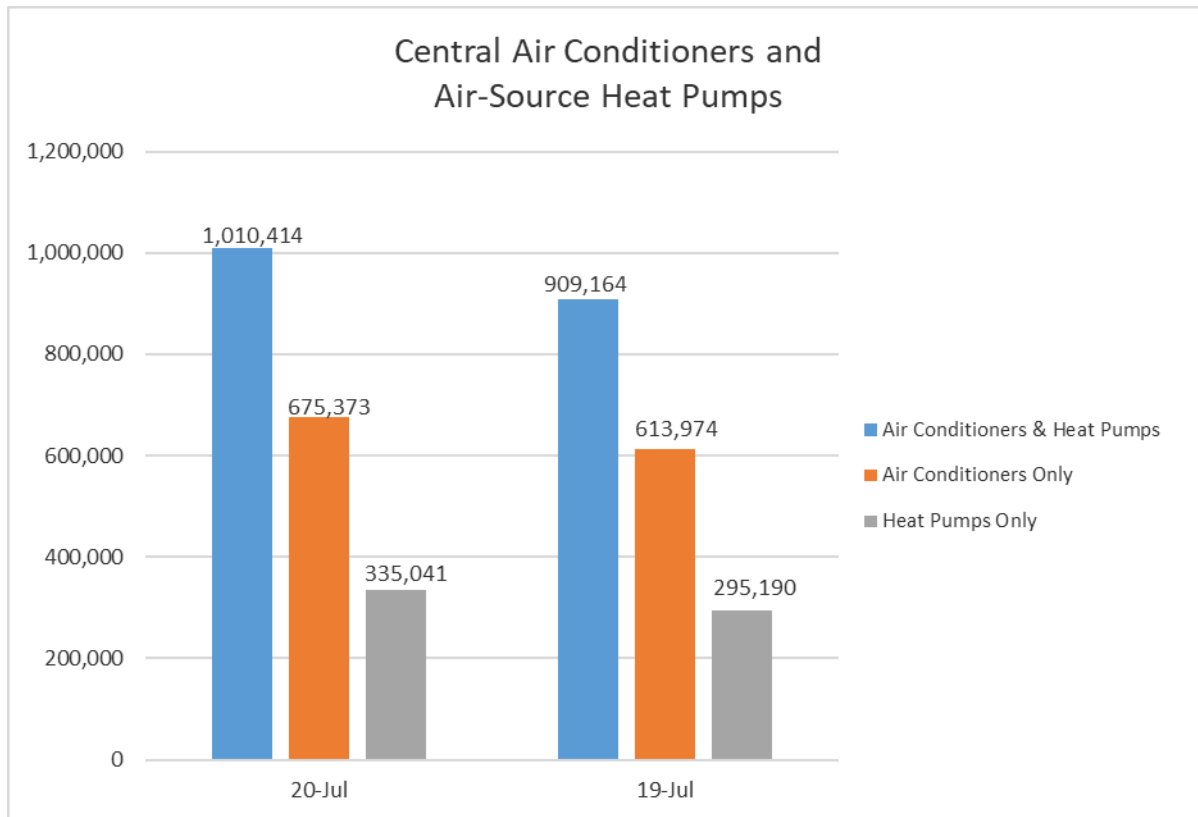


Year-to-date U.S. shipments of gas warm air furnaces decreased 16.6 percent, to 1,657,185 units, compared with 1,985,967 units shipped during the same period in 2019. Year-to-date U.S. shipments of oil warm air furnaces decreased 31 percent, to 13,080 units, compared with 18,956 units shipped during the same period in 2019.

| <i>Year-to-Date</i>          |                   |                   |              |
|------------------------------|-------------------|-------------------|--------------|
|                              | <b>Jul 20 YTD</b> | <b>Jul 19 YTD</b> | <b>%CHG.</b> |
| <b>Gas Warm Air Furnaces</b> | 1,657,185         | 1,985,967         | -16.6        |
| <b>Oil Warm Air Furnaces</b> | 13,080            | 18,956            | -31.0        |

## Central Air Conditioners and Air-Source Heat Pumps

U.S. shipments of central air conditioners and air-source heat pumps totaled 1,010,414 units in July 2020, up 11.1 percent from 909,164 units shipped in July 2019. U.S. shipments of air conditioners increased 10 percent, to 675,373 units, up from 613,974 units shipped in July 2019. U.S. shipments of air-source heat pumps increased 13.5 percent, to 335,041 units, up from 295,190 units shipped in July 2019.



Year-to-date combined shipments of central air conditioners and air-source heat pumps decreased 1.9 percent, to 5,486,285 units, down from 5,590,819 units shipped during the same period in 2019. Year-to-date shipments of central air conditioners decreased 1.7 percent, to 3,531,470 units, down from 3,592,762 units shipped during the same period in 2019. The year-to-date total for heat pump shipments decreased 2.2 percent, to 1,954,815, down from 1,998,057 units shipped during the same period in 2019.

| <b>Year-to-Date</b>                                     | <b>Jul 20 YTD</b> | <b>Jul 19 YTD</b> | <b>%CHG.</b> |
|---|-------------------|-------------------|--------------|
| <b>Air Conditioners &amp; Heat Pumps Combined Total</b> | 5,486,285         | 5,590,819         | -1.9         |
| <b>Air Conditioners Only</b>                            | 3,531,470         | 3,592,762         | -1.7         |
| <b>Heat Pumps Only</b>                                  | 1,954,815         | 1,998,057         | -2.2         |

## U.S. Manufacturers' Shipments of Central Air Conditioners and Air-Source Heat Pumps

| Month                          |                  |                       | YTD                            |                  |                       |
|--------------------------------|------------------|-----------------------|--------------------------------|------------------|-----------------------|
| Size Description<br>(000) BTUH | Total            | % Change from<br>2019 | Size Description<br>(000) BTUH | Total            | % Change from<br>2019 |
| Under 16.5                     | 32,906           | +5.4                  | Under 16.5                     | 197,643          | +3.6                  |
| 16.5-21.9                      | 81,543           | +20.5                 | 16.5-21.9                      | 500,739          | +5.5                  |
| 22-26.9                        | 200,720          | +14.9                 | 22-26.9                        | 1,092,889        | -0.6                  |
| 27-32.9                        | 168,543          | +17.8                 | 27-32.9                        | 890,880          | -1.0                  |
| 33-38.9                        | 225,227          | +14.7                 | 33-38.9                        | 1,183,986        | -1.4                  |
| 39-43.9                        | 79,726           | +12.2                 | 39-43.9                        | 418,230          | -3.4                  |
| 44-53.9                        | 108,867          | +2.1                  | 44-53.9                        | 604,187          | -3.3                  |
| 54-64.9                        | 84,482           | -1.2                  | 54-64.9                        | 447,122          | -7.6                  |
| 65-96.9                        | 10,319           | -12.1                 | 65-96.9                        | 53,220           | -18.8                 |
| 97-134.9                       | 7,496            | -18.0                 | 97-134.9                       | 39,119           | -22.3                 |
| 135-184.9                      | 5,081            | -17.4                 | 135-184.9                      | 26,954           | -19.0                 |
| 185-249.9                      | 2,118            | -21.3                 | 185-249.9                      | 12,076           | -18.6                 |
| 250-319.9                      | 1,722            | +3.5                  | 250-319.9                      | 9,641            | -0.0                  |
| 320-379.9                      | 468              | +20.6                 | 320-379.9                      | 2,408            | +2.2                  |
| 380-539.9                      | 428              | +5.4                  | 380-539.9                      | 2,390            | -9.3                  |
| 540-639.9                      | 290              | +16.5                 | 540-639.9                      | 1,897            | -0.6                  |
| 640-799.9                      | 153              | +24.4                 | 640 & Over                     | 821              | -9.9                  |
| 800.0-899.9                    | 82               | +15.5                 | 800.0-899.9                    | 527              | +8.7                  |
| 900.0-999.9                    | 77               | -2.5                  | 900.0-999.9                    | 533              | +6.0                  |
| 1,000.0-1,199.9                | 42               | -20.8                 | 1,000.0-1,199.9                | 360              | +14.6                 |
| 1,200.0 & Over                 | 124              | +14.8                 | 1,200.0 & Over                 | 663              | -15.0                 |
| <b>TOTAL</b>                   | <b>1,010,414</b> | <b>+11.1</b>          | <b>TOTAL</b>                   | <b>5,486,285</b> | <b>-1.9</b>           |

BTUHs of 64.9 and below are for residential units; 65.0 and above for commercial.

NOTE: A shipment is defined as when a unit transfers ownership; a consignment is not a transfer of ownership. Industry data is aggregated from the information supplied by AHRI member companies that participate in the statistics program and can be subject to revision. Published year-to-date data is inclusive of all revisions. No other AHRI data (e.g., by state or region) is available to the general public other than that published. AHRI does not conduct any market forecasting and is not qualified to discuss market trends. For previous monthly shipment releases and historical data, please see <http://www.ahrinet.org/statistics>.

###

### About AHRI

The Air-Conditioning, Heating, and Refrigeration Institute (AHRI) is the trade association representing manufacturers of air conditioning, heating, and commercial refrigeration, and water heating equipment. An internationally recognized advocate for the industry, AHRI develops standards for and certifies the performance of many of these products. AHRI's 300+ member companies manufacture quality, efficient, and innovative residential and commercial air conditioning, space heating, water heating, and commercial refrigeration equipment and components for sale in North America and around the world.