



## News Release

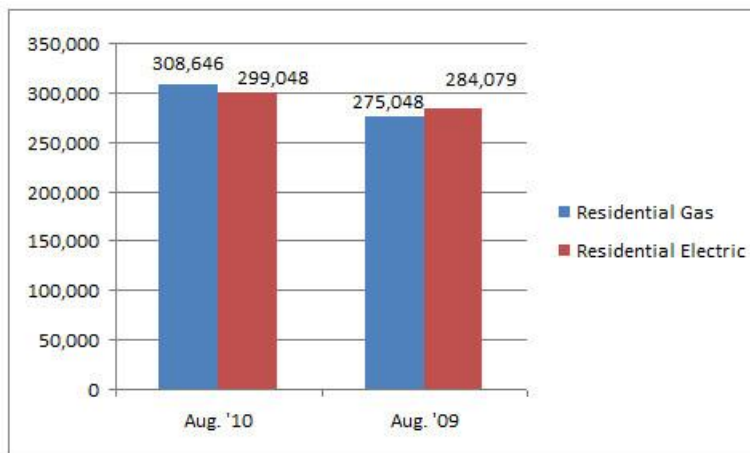
**Contact:** [Erinn Dumas](#), AHRI Public Affairs Representative  
**Phone:** 703.600.0349

### AHRI Releases August 2010 U.S. Heating and Cooling Equipment Shipment Data

#### Residential Water Heaters

U.S. shipments of residential gas water heaters for August 2010 increased 12 percent, to 308,646 units, up from 275,048 units shipped in August 2009. Residential electric water heater shipments increased 5 percent in August 2010, to 299,048 units, up from 284,079 units shipped in August 2009.

For the year-to-date, U.S. shipments of residential gas water heaters have increased 11 percent, to 2,725,684 units, compared to 2,458,848 units shipped during the same period in 2009. Residential electric water heater shipments increased 3 percent year-to-date, to 2,577,475 units, compared to 2,493,811 units shipped during the same period in 2009.



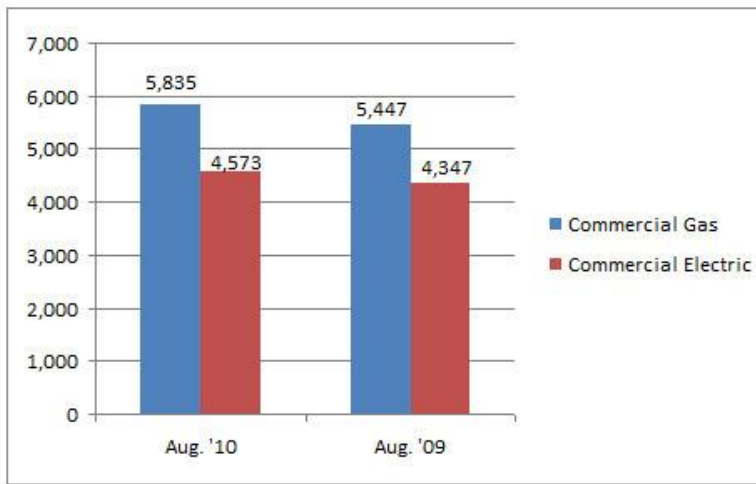
#### Year-to-Date

Water Heaters	Aug. '10 YTD	Aug. '09 YTD	%Chg.
Residential Gas	2,725,684	2,458,848	+11
Residential Electric	2,577,475	2,493,811	+3

#### Commercial Water Heaters

Commercial gas water heater shipments increased 7 percent in August 2010, to 5,835 units, compared with 5,447 units shipped in August 2009. Commercial electric water heater shipments increased 5 percent in August 2010, to 4,573 units, up from 4,347 units shipped in August 2009.

Year-to-date U.S. shipments of commercial gas water heaters increased 7 percent, to 54,833 units, compared with 51,301 units shipped during the same period in 2009. Year-to-date commercial electric water heater shipments increased 4 percent to 39,835 units, up from 38,217 units shipped during the same period in 2009.



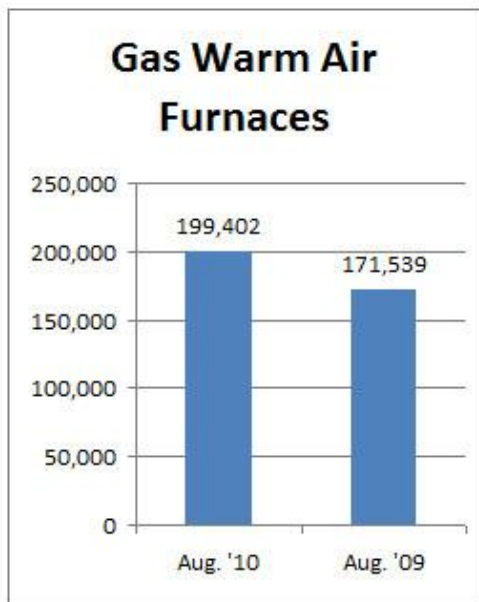
#### Year-to-Date

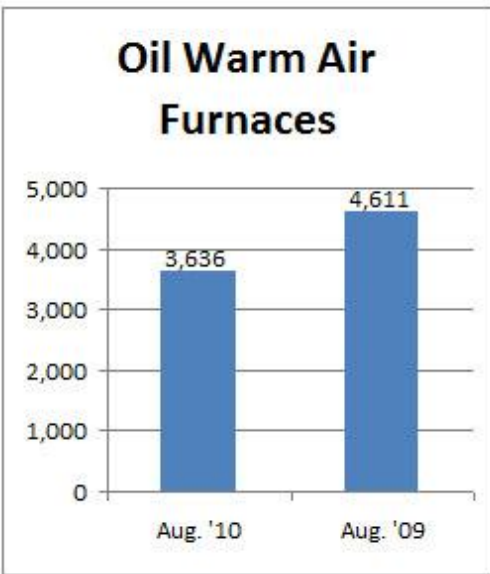
Water Heaters	Aug. '10 YTD	Aug. '09 YTD	%Chg.
Commercial Gas	54,833	51,301	+7
Commercial Electric	39,835	38,217	+4

#### Warm Air Furnaces

U.S. shipments of gas warm air furnaces for August 2010 increased 16 percent, to 199,402 units, up from 171,539 units shipped in August 2009. Oil warm air furnace shipments decreased 21 percent, to 3,636 units in August 2010, down from 4,611 units shipped in August 2009.

Year-to-date U.S. shipments of gas warm air furnaces increased 16 percent, to 1,426,017 units, compared with 1,229,180 units shipped during the same period in 2009. Year-to-date U.S. shipments of oil warm air furnaces increased 9 percent to 28,413 units, compared with 26,137 units shipped during the same period in 2009.





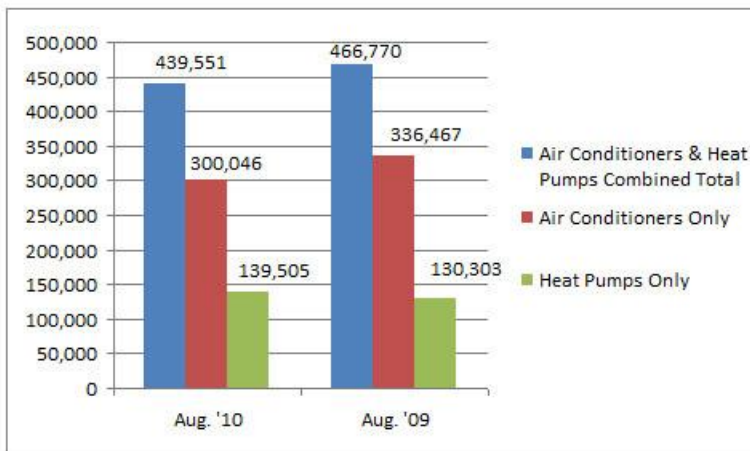
*Year-to-Date*

	Aug. '10 YTD	Aug. '09 YTD	%Chg.
Gas Warm Air Furnaces	1,426,017	1,229,180	+16
Oil Warm Air Furnaces	28,413	26,137	+9

**Central Air Conditioners and Air-Source Heat Pumps**

U.S. shipments of central air conditioners and air-source heat pumps totaled 439,551 units in August 2010, down 6 percent from 466,770 units shipped in August 2009. U.S. shipments of air conditioners decreased 11 percent, to 300,046 units, down from 336,467 units shipped in August 2009. U.S. shipments of air-source heat pumps increased 7 percent, to 139,505 units, up from 130,303 units shipped in August 2009.

Year-to-date combined shipments of residential central air conditioners and air-source heat pumps increased 2 percent, to 3,899,259 units, up from 3,820,101 units shipped in August 2009. Year-to-date shipments of central air conditioners increased 0.1 percent, to 2,618,762 units, up from 2,615,874 units shipped during the same period in 2009. The year-to-date total for heat pump shipments increased 6 percent, to 1,280,497 units, up from 1,204,227 units shipped during the same period in 2009.



*Year-to-Date*

	Aug. '10 YTD	Aug. '09 YTD	%Chg.
Air Conditioners & Heat Pumps Combined Total	3,899,259	3,820,101	+2
Air Conditioners Only	2,618,762	2,615,874	+0.1
Heat Pumps Only	1,280,497	1,204,227	+6

U.S. Manufacturers' Shipments of Central Air Conditioners and Air-Source Heat Pumps

Size Description (000) BTUH	Total	% Change from 2009
Under 16.5	13,881	+83
16.5-21.9	24,989	-18
22-26.9	78,580	-8
27-32.9	62,856	-4
33-38.9	93,845	-9
39-43.9	38,495	-4
44-53.9	56,505	-7
54-64.9	50,389	-7
65-96.9	7,373	+12
97-134.9	5,655	+16
135-184.9	3,795	+11
185-249.9	1,503	+2
250-319.9	791	+23
320-379.9	275	-11
380-539.9	260	+4
540-639.9	174	+5
640 & Over	185	-16
<b>TOTAL</b>	<b>439,551</b>	<b>-5</b>

**\*NOTE: Industry figures are estimates derived from the best available figures supplied by a sample of AHRI member companies and are subject to revision.**

**About AHRI**

The Air-Conditioning, Heating, and Refrigeration Institute (AHRI) is the trade association representing manufacturers of air conditioning, heating and commercial refrigeration equipment. An internationally recognized advocate for the industry, AHRI develops standards for and certifies the performance of many of these products. AHRI's 300 member companies account for more than 90 percent of the residential and commercial air conditioning, space heating, water heating, and commercial refrigeration equipment manufactured and sold in North America.

###