



we make life better™

2111 Wilson Boulevard Suite 500 Arlington VA 22201-3001 USA  
 Phone 703 524 8800 | Fax 703 562 1942  
 www.ahrinet.org

October 13, 2017

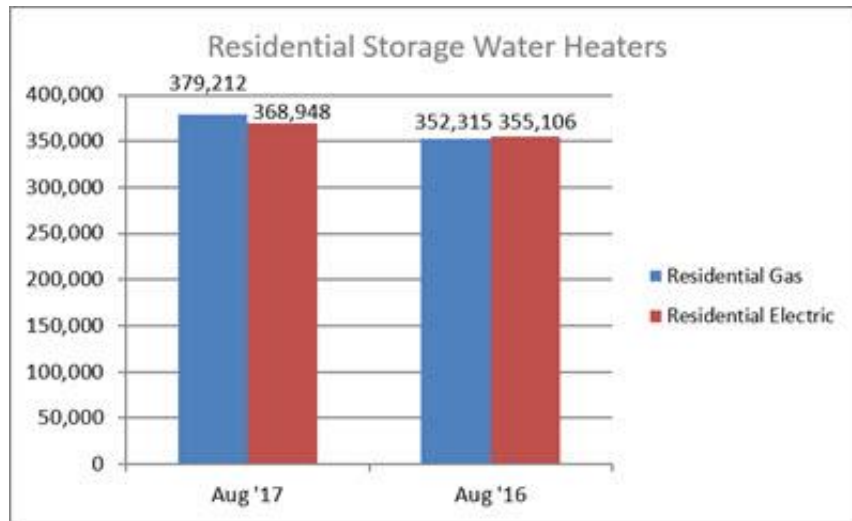
**Contact:** [Adam Carey](#), Communications Coordinator

**Phone:** 703.600.0310

## AHRI Releases August 2017 U.S. Heating and Cooling Equipment Shipment Data

### Residential Storage Water Heaters

U.S. shipments of residential gas storage water heaters for August 2017 increased 7.6 percent, to 379,212 units, up from 352,315 units shipped in August 2016. Residential electric storage water heater shipments increased 3.9 percent in August 2017, to 368,948 units, up from 355,106 units shipped in August 2016.

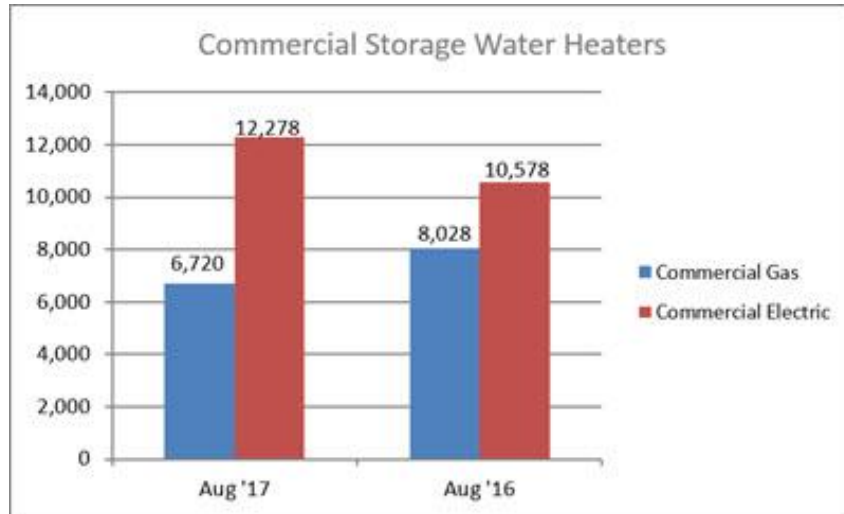


Year-to-date U.S. shipments of residential gas storage water heaters increased 2.7 percent, to 2,921,505, compared to 2,844,860 shipped during that same period in 2016. Residential electric storage water heater shipments increased 2.8 percent year-to-date, to 2,754,766 units, compared to 2,680,420 shipped during the same period in 2016.

Year-to-Date	Aug '17 YTD	Aug '16 YTD	%CHG.
<b>Storage Water Heaters</b>			
<b>Residential Storage Gas</b>	2,921,505	2,844,860	+2.7
<b>Residential Storage Electric</b>	2,754,766	2,680,420	+2.8

### Commercial Storage Water Heaters

Commercial gas storage water heater shipments decreased 16.3 percent in August 2017, to 6,720 units, down from 8,028 units shipped in August 2016. Commercial electric storage water heater shipments increased 16.1 percent in August 2017, to 12,278 units, up from 10,578 units shipped in August 2016.

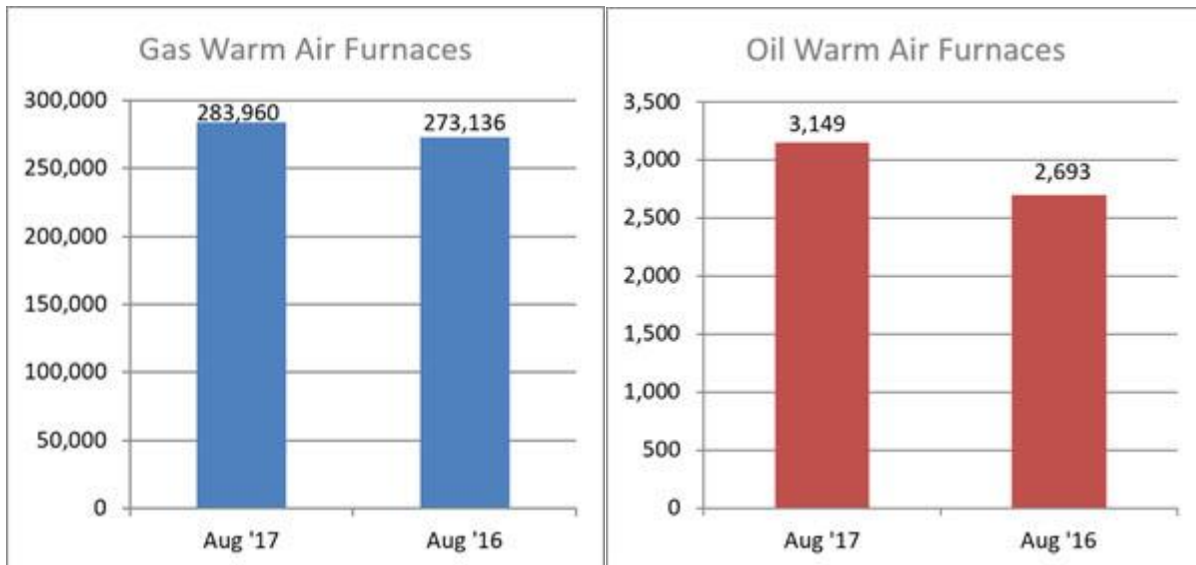


Year-to-date U.S. shipments of commercial gas storage water heaters decreased 5.6 percent, to 63,450 units, compared with 67,204 units shipped during the same period in 2016. Year-to-date commercial electric storage water heater shipments increased 16 percent, to 95,356 units, up from 82,185 units shipped during the same period in 2016.

<i>Year-to-Date</i>	Aug '17 YTD	Aug '16 YTD	%Chg.
<b>Commercial Storage Gas</b>	63,450	67,204	-5.6
<b>Commercial Storage Electric</b>	95,356	82,185	+16.0

### Warm Air Furnaces

U.S. shipments of gas warm air furnaces for August 2017 increased 4 percent, to 283,960 units, up from 273,136 units shipped in August 2016. Oil warm air furnace shipments increased 16.9 percent, to 3,149 units in August 2017, up from 2,693 units shipped in August 2016.

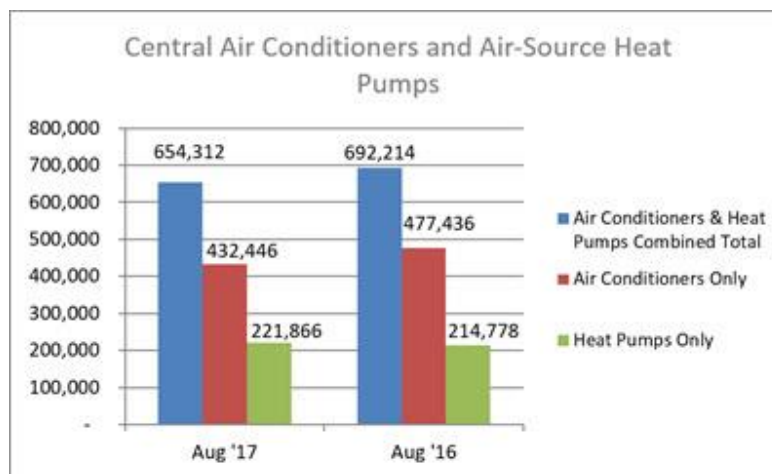


Year-to-date U.S. shipments of gas warm air furnaces increased 8.1 percent, to 1,938,542 units, compared with 1,792,768 units shipped during the same period in 2016. Year-to-date U.S. shipments of oil warm air furnaces increased 1 percent, to 18,156 units, compared with 17,975 units shipped during the same period in 2016.

<b>Year-to-Date</b>			
	<b>Aug '17 YTD</b>	<b>Aug '16 YTD</b>	<b>% Chg.</b>
<b>Gas Warm Air Furnaces</b>	1,938,542	1,792,768	+8.1
<b>Oil Warm Air Furnaces</b>	18,156	17,975	+1.0

### **Central Air Conditioners and Air-Source Heat Pumps**

U.S. shipments of central air conditioners and air-source heat pumps totaled 654,312 units in August 2017, down 5.5 percent from 692,214 units shipped in August 2016. U.S. shipments of air conditioners decreased 9.4 percent, to 432,446 units, down from 477,436 units shipped in August 2016. U.S. shipments of air-source heat pumps increased 3.3 percent, to 221,866 units, up from 214,778 units shipped in August 2016.



Year-to-date combined shipments of central air conditioners and air-source heat pumps increased 7.4 percent, to 5,869,248, up from 5,466,934 units shipped in August 2016. Year-to-date shipments of central air conditioners increased 6.5 percent, to 3,952,065 units, up from 3,710,251 units shipped during the same period in 2016. The year-to-date total for heat pump shipments increased 9.1 percent, to 1,917,183 units, up from 1,756,683 units shipped during the same period in 2016.

<b>Year-to-Date</b>			
	<b>Aug '17 YTD</b>	<b>Aug '16 YTD</b>	<b>% Chg.</b>
<b>Air Conditioners &amp; Heat Pumps</b>	5,869,248	5,466,934	+7.4
<b>Air Conditioners Only</b>	3,952,065	3,710,251	+6.5
<b>Heat Pumps Only</b>	1,917,183	1,756,683	+9.1

## U.S. Manufacturers' Shipments of Central Air Conditioners and Air-Source Heat Pumps

Month			YTD		
Size Description (000) BTUH	Total	% Change from 2016	Size Description (000) BTUH	Total	% Change from 2016
Under 16.5	19,593	-1	Under 16.5	167,272	+7
16.5-21.9	75,638	-1	16.5-21.9	696,275	+12
22-26.9	109,123	-8	22-26.9	1,084,542	+9
27-32.9	90,017	-9	27-32.9	892,897	+7
33-38.9	129,807	-7	33-38.9	1,192,747	+6
39-43.9	50,532	-4	39-43.9	441,863	+5
44-53.9	77,858	-2	44-53.9	646,012	+6
54-64.9	69,419	-5	54-64.9	530,472	+5
65-96.9	11,303	0	65-96.9	77,638	+3
97-134.9	9,189	+8	97-134.9	59,886	+7
135-184.9	6,239	+5	135-184.9	39,772	+8
185-249.9	2,662	+12	185-249.9	17,439	+11
250-319.9	1,406	-3	250-319.9	11,208	+18
320-379.9	383	-1	320-379.9	2,872	+6
380-539.9	488	+30	380-539.9	3,253	+26
540-639.9	263	-4	540-639.9	2,230	+19
640-799.9	130	+100	640 & Over	970	+100
800.0-899.9	45	+100	800.0-899.9	477	+100
900.0-999.9	72	+100	900.0-999.9	507	+100
1,000.0-1,199.9	43	+100	1,000.0-1,199.9	299	+100
1,200.0 & Over	102	+100	1,200.0 & Over	617	+100
<b>TOTAL</b>	<b>654,312</b>	<b>-5</b>	<b>TOTAL</b>	<b>5,869,248</b>	<b>+7</b>

BTUHs of 64.9 and below are for residential units; 65.0 and above for commercial.

NOTE: A shipment is defined as when a unit transfers ownership; a consignment is not a transfer of ownership. Industry data is aggregated from the information supplied by AHRI member companies that participate in the statistics program and can be subject to revision. Published year-to-date data is inclusive of all revisions. No other AHRI data (e.g., by state or region) is available to the general public other than that published. AHRI does not conduct any market forecasting and is not qualified to discuss market trends. For previous monthly shipment releases and historical data, please see <http://www.ahrinet.org/statistics>.

###

### About AHRI

The Air-Conditioning, Heating, and Refrigeration Institute (AHRI) is the trade association representing manufacturers of air conditioning, heating, and commercial refrigeration, and water heating equipment. An internationally recognized advocate for the industry, AHRI develops standards for and certifies the performance of many of these products. AHRI's 300+ member companies manufacture quality, efficient, and innovative residential and commercial air conditioning, space heating, water heating, and commercial refrigeration equipment and components for sale in North America and around the world.