



we make life better™

2111 Wilson Boulevard Suite 500 Arlington VA 22201-3001 USA
 Phone 703 524 8800 | Fax 703 562 1942
 www.ahrinet.org

February 9, 2018

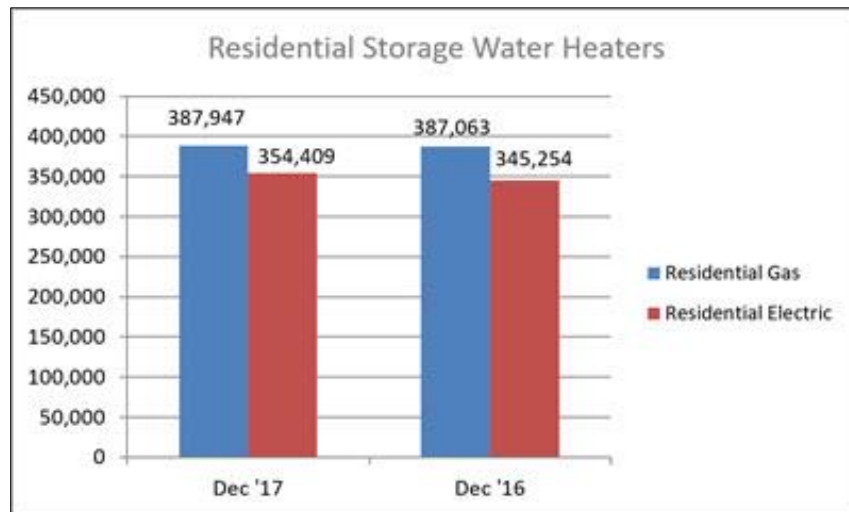
Contact: [Adam Carey](#), Communications Coordinator

Phone: 703.600.0310

AHRI Releases December 2017 U.S. Heating and Cooling Equipment Shipment Data

Residential Storage Water Heaters

U.S. shipments of residential gas storage water heaters for December 2017 increased 0.2 percent, to 387,947 units, up from 387,063 units shipped in December 2016. Residential electric storage water heater shipments increased 2.7 percent in December 2017, to 354,409 units, up from 345,254 units shipped in December 2016.

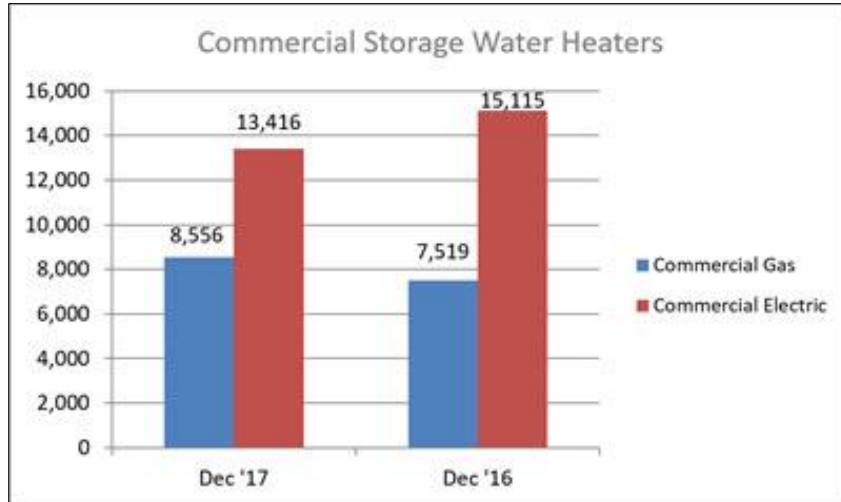


Year-to-date U.S. shipments of residential gas storage water heaters increased 3.6 percent, to 4,359,297, compared to 4,208,984 shipped during that same period in 2016. Residential electric storage water heater shipments increased 4.8 percent year-to-date, to 4,127,302 units, compared to 3,937,936 shipped during the same period in 2016.

Year-to-Date	Dec '17 YTD	Dec '16 YTD	%CHG.
Storage Water Heaters			
Residential Storage Gas	4,359,297	4,208,984	+3.6
Residential Storage Electric	4,127,302	3,937,936	+4.8

Commercial Storage Water Heaters

Commercial gas storage water heater shipments increased 13.8 percent in December 2017, to 8,556 units, up from 7,519 units shipped in December 2016. Commercial electric storage water heater shipments decreased 11.2 percent in December 2017, to 13,416 units, down from 15,115 units shipped in December 2016.

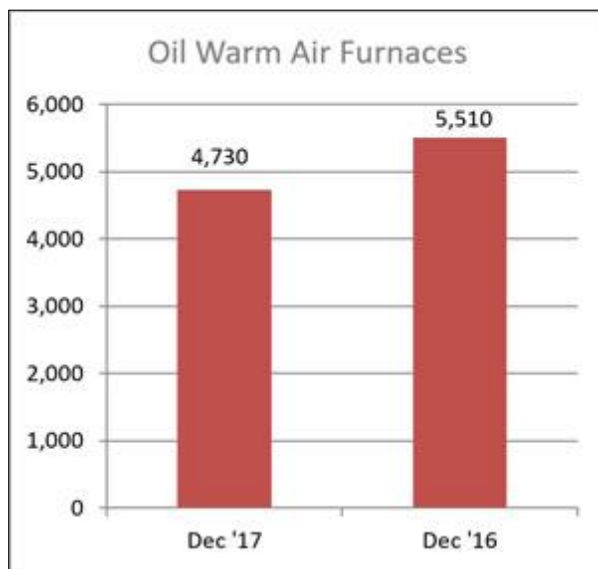
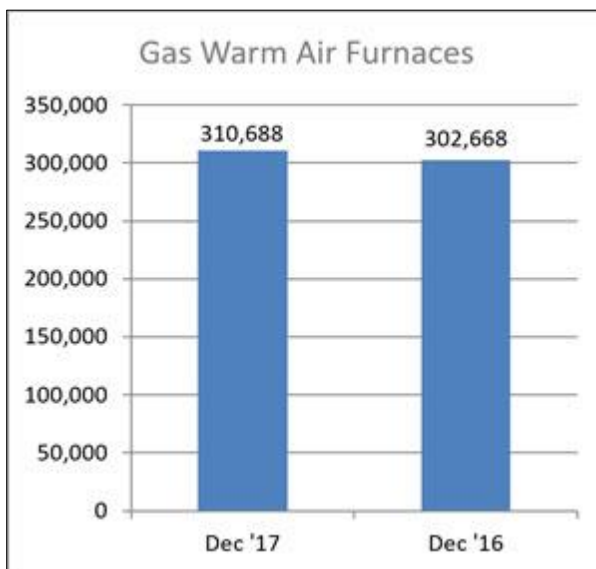


Year-to-date U.S. shipments of commercial gas storage water heaters decreased 3.5 percent, to 93,677 units, compared with 97,026 units shipped during the same period in 2016. Year-to-date commercial electric storage water heater shipments increased 19.6 percent, to 152,330 units, up from 127,344 units shipped during the same period in 2016.

<i>Year-to-Date</i>	Dec '17 YTD	Dec '16 YTD	%Chg.
Commercial Storage Gas	93,677	97,026	-3.5
Commercial Storage Electric	152,330	127,344	+19.6

Warm Air Furnaces

U.S. shipments of gas warm air furnaces for December 2017 increased 2.6 percent, to 310,688 units, up from 302,668 units shipped in December 2016. Oil warm air furnace shipments decreased 14.2 percent, to 4,730 units in December 2017, down from 5,510 units shipped in December 2016.

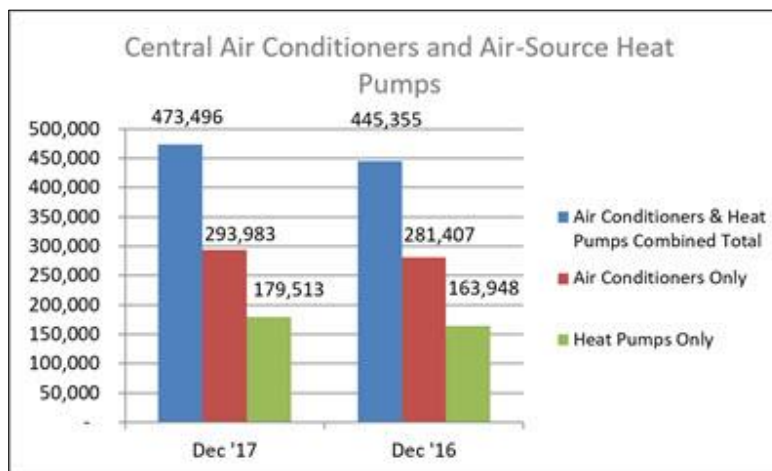


Year-to-date U.S. shipments of gas warm air furnaces increased 6.5 percent, to 3,133,768 units, compared with 2,942,545 units shipped during the same period in 2016. Year-to-date U.S. shipments of oil warm air furnaces decreased 1.3 percent, to 37,268 units, compared with 37,743 units shipped during the same period in 2016.

<i>Year-to-Date</i>			
	Dec '17 YTD	Dec '16 YTD	% Chg.
Gas Warm Air Furnaces	3,133,768	2,942,545	+6.5
Oil Warm Air Furnaces	37,268	37,743	-1.3

Central Air Conditioners and Air-Source Heat Pumps

U.S. shipments of central air conditioners and air-source heat pumps totaled 473,496 units in December 2017, up 6.3 percent from 445,355 units shipped in December 2016. U.S. shipments of air conditioners increased 4.5 percent, to 293,983 units, up from 281,407 units shipped in December 2016. U.S. shipments of air-source heat pumps increased 9.5 percent, to 179,513 units, up from 163,948 units shipped in December 2016.



Year-to-date combined shipments of central air conditioners and air-source heat pumps increased 6.5 percent, to 7,805,529, up from 7,330,859 units shipped in December 2016. Year-to-date shipments of central air conditioners increased 5.8 percent, to 5,185,747 units, up from 4,900,992 units shipped during the same period in 2016. The year-to-date total for heat pump shipments increased 7.8 percent, to 2,619,782, up from 2,429,867 units shipped during the same period in 2016.

<i>Year-to-Date</i>			
	Dec '17 YTD	Dec '16 YTD	% Chg.
Air Conditioners & Heat Pumps	7,805,529	7,330,859	+6.5
Air Conditioners Only	5,185,747	4,900,992	+5.8
Heat Pumps Only	2,619,782	2,429,867	+7.8

U.S. Manufacturers' Shipments of Central Air Conditioners and Air-Source Heat Pumps

Month			YTD		
Size Description (000) BTUH	Total	% Change from 2016	Size Description (000) BTUH	Total	% Change from 2016
Under 16.5	13,858	+20	Under 16.5	224,538	+7
16.5-21.9	55,719	+2	16.5-21.9	945,049	+12
22-26.9	87,358	+10	22-26.9	1,427,227	+8
27-32.9	69,674	+8	27-32.9	1,166,972	+6
33-38.9	92,855	+4	33-38.9	1,568,896	+5
39-43.9	35,495	+5	39-43.9	585,987	+4
44-53.9	52,837	+8	44-53.9	860,709	+6
54-64.9	43,117	+3	54-64.9	713,686	+4
65-96.9	8,003	-1	65-96.9	111,040	+2
97-134.9	6,343	+10	97-134.9	86,051	+7
135-184.9	4,065	+1	135-184.9	57,765	+8
185-249.9	1,692	+3	185-249.9	24,775	+9
250-319.9	1,220	+11	250-319.9	16,222	+15
320-379.9	360	+8	320-379.9	4,294	+7
380-539.9	305	-0	380-539.9	4,636	+19
540-639.9	243	+16	540-639.9	3,286	+19
640-799.9	106	+100	640 & Over	1,474	+100
800.0-899.9	66	+100	800.0-899.9	741	+100
900.0-999.9	43	+100	900.0-999.9	705	+100
1,000.0-1,199.9	44	+100	1,000.0-1,199.9	504	+100
1,200.0 & Over	93	+100	1,200.0 & Over	972	+100
TOTAL	473,496	+6	TOTAL	7,805,529	+6

BTUHs of 64.9 and below are for residential units; 65.0 and above for commercial.

NOTE: A shipment is defined as when a unit transfers ownership; a consignment is not a transfer of ownership. Industry data is aggregated from the information supplied by AHRI member companies that participate in the statistics program and can be subject to revision. Published year-to-date data is inclusive of all revisions. No other AHRI data (e.g., by state or region) is available to the general public other than that published. AHRI does not conduct any market forecasting and is not qualified to discuss market trends. For previous monthly shipment releases and historical data, please see <http://www.ahrinet.org/statistics>.

###

About AHRI

The Air-Conditioning, Heating, and Refrigeration Institute (AHRI) is the trade association representing manufacturers of air conditioning, heating, and commercial refrigeration, and water heating equipment. An internationally recognized advocate for the industry, AHRI develops standards for and certifies the performance of many of these products. AHRI's 300+ member companies manufacture quality, efficient, and innovative residential and commercial air conditioning, space heating, water heating, and commercial refrigeration equipment and components for sale in North America and around the world.