



we make life better™

2311 Wilson Boulevard Suite 400 Arlington VA 22201 USA  
 Phone 703 524 8800 | Fax 703 562 1942  
 www.ahrinet.org

April 5, 2019

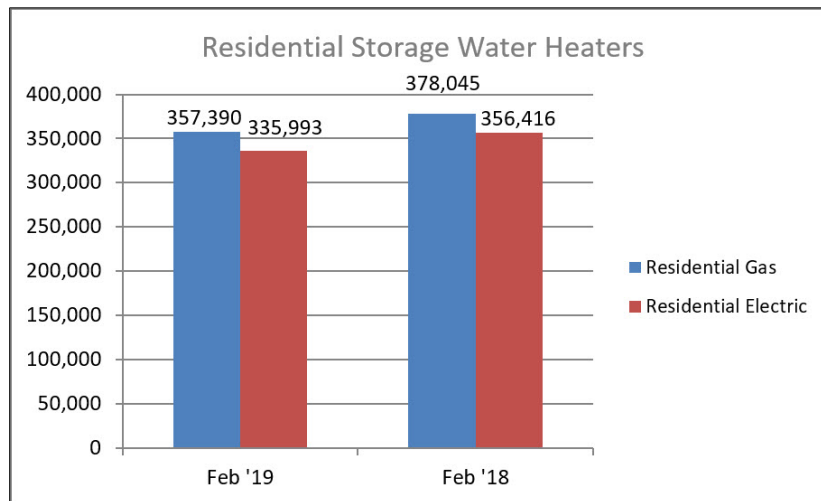
**Contact:** [Adam Carey](#), Communications Coordinator

**Phone:** 703.600.0310

## AHRI Releases February 2019 U.S. Heating and Cooling Equipment Shipment Data

### Residential Storage Water Heaters

U.S. shipments of residential gas storage water heaters for February 2019 decreased 5.5 percent, to 357,390 units, down from 378,045 units shipped in February 2018. Residential electric storage water heater shipments decreased 5.7 percent in February 2019 to 335,993 units, down from 356,416 units shipped in February 2018.

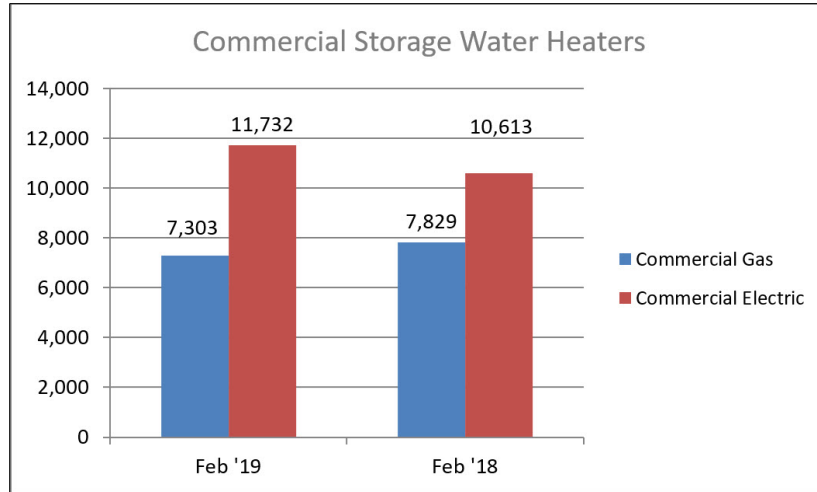


Year-to-date U.S. shipments of residential gas storage water heaters increased 3.2 percent, 790,654, compared to 765,990 shipped during that same period in 2018. Residential electric storage water heater shipments increased 3.9 percent year-to-date, to 741,921 units, compared to 713,781 shipped during the same period in 2018.

<i>Year-to-Date</i>			
<b>Storage Water Heaters</b>	<b>Feb '19 YTD</b>	<b>Feb '18 YTD</b>	<b>%CHG.</b>
<b>Residential Storage Gas</b>	790,654	765,990	+3.2
<b>Residential Storage Electric</b>	741,921	713,781	+3.9

### Commercial Storage Water Heaters

Commercial gas storage water heater shipments decreased 6.7 percent in February 2019, to 7,303 units, down from 7,829 units shipped in February 2018. Commercial electric storage water heater shipments increased 10.5 percent in February 2019, to 11,732 units, up from 10,613 units shipped in February 2018.

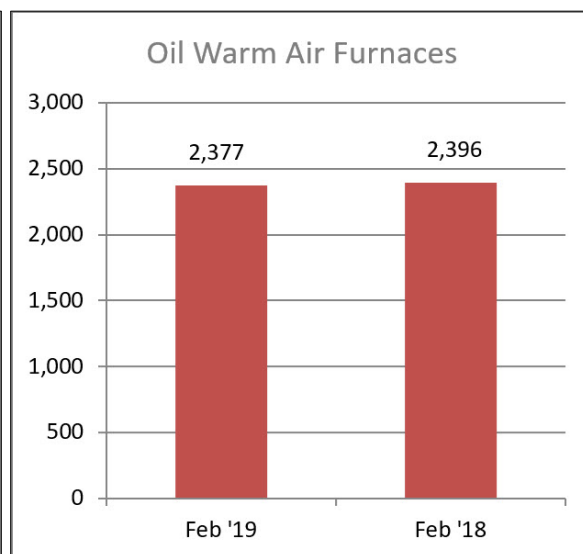
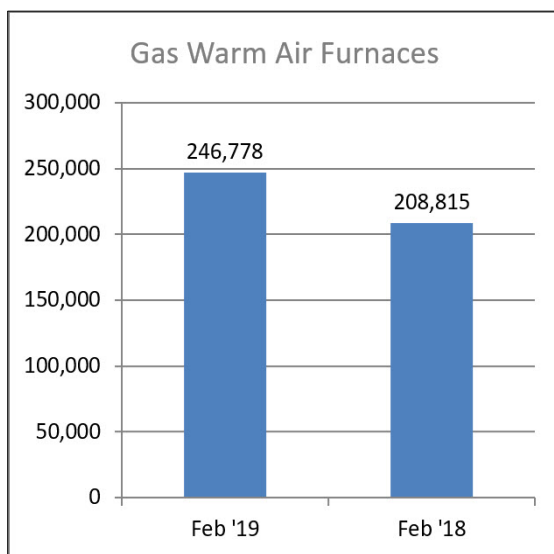


Year-to-date U.S. shipments of commercial gas storage water heaters decreased 9.5 percent, to 14,045 units, compared with 15,514 units shipped during the same period in 2018. Year-to-date commercial electric storage water heater shipments increased 10.6 percent, to 23,723 units, up from 21,442 units shipped during the same period in 2018.

<i>Year-to-Date</i>	Feb '19 YTD	Feb '18 YTD	%Chg.
<b>Commercial Storage Gas</b>	14,045	15,514	-9.5
<b>Commercial Storage Electric</b>	23,723	21,442	+10.6

### Warm Air Furnaces

U.S. shipments of gas warm air furnaces for February 2019 increased 18.2 percent, to 246,778 units, up from 208,815 units shipped in February 2018. Oil warm air furnace shipments decreased .8 percent, to 2,377 units in February 2019, down from 2,396 units shipped in February 2018.

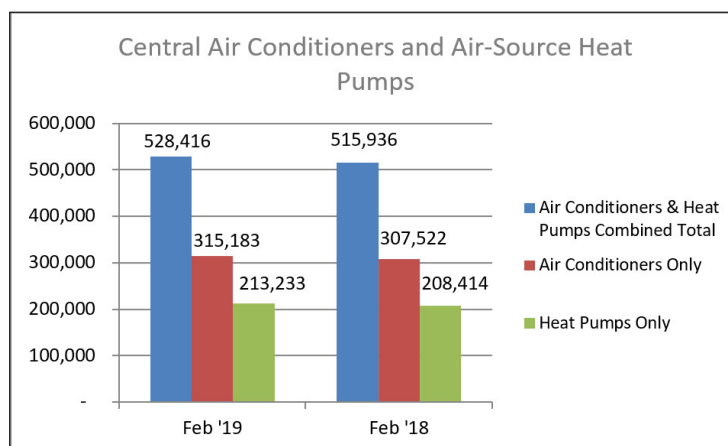


Year-to-date U.S. shipments of gas warm air furnaces increased 1.6 percent, to 479,099 units, compared with 471,559 units shipped during the same period in 2018. Year-to-date U.S. shipments of oil warm air furnaces increased 5.7 percent, to 5,945 units, compared with 5,622 units shipped during the same period in 2018.

<i>Year-to-Date</i>			
	<b>Feb '19 YTD</b>	<b>Feb '18 YTD</b>	<b>% Chg.</b>
<b>Gas Warm Air Furnaces</b>	479,099	471,559	+1.6
<b>Oil Warm Air Furnaces</b>	5,945	5,622	+5.7

### Central Air Conditioners and Air-Source Heat Pumps

U.S. shipments of central air conditioners and air-source heat pumps totaled 528,416 units in February 2019, up 2.4 percent from 515,936 units shipped in February 2018. U.S. shipments of air conditioners increased 2.5 percent, to 315,183 units, up from 307,522 units shipped in February 2018. U.S. shipments of air-source heat pumps increased 2.3 percent, to 213,233 units, up from 208,414 units shipped in February 2018.



Year-to-date combined shipments of central air conditioners and air-source heat pumps increased 4.9 percent, to 1,047,404, up from 998,607 units shipped in February 2018. Year-to-date shipments of central air conditioners increased 4.2 percent, to 598,681 units, up from 574,379 units shipped during the same period in 2018. The year-to-date total for heat pump shipments increased 5.8 percent, to 448,723, up from 424,228 units shipped during the same period in 2018.

<i>Year-to-Date</i>			
	<b>Feb '19 YTD</b>	<b>Feb '18 YTD</b>	<b>% Chg.</b>
<b>Air Conditioners &amp; Heat Pumps</b>	1,047,404	998,607	+4.9
<b>Air Conditioners Only</b>	598,681	574,379	+4.2
<b>Heat Pumps Only</b>	448,723	424,228	+5.8

## U.S. Manufacturers' Shipments of Central Air Conditioners and Air-Source Heat Pumps

Month			YTD		
Size Description (000) BTUH	Total	% Change from 2018	Size Description (000) BTUH	Total	% Change from 2018
Under 16.5	21,097	+24.1	Under 16.5	48,209	+23.4
16.5-21.9	49,428	-1.0	16.5-21.9	103,106	+8.1
22-26.9	104,312	+4.2	22-26.9	204,817	+6.6
27-32.9	83,735	+4.9	27-32.9	159,895	+5.5
33-38.9	109,828	+4.5	33-38.9	215,038	+5.2
39-43.9	39,441	+2.1	39-43.9	78,790	+3.8
44-53.9	55,960	-6.3	44-53.9	111,625	-1.4
54-64.9	44,479	-25.5	54-64.9	86,231	-23.8
65-96.9	7,661	+8.9	65-96.9	14,959	+4.1
97-134.9	5,378	+4.8	97-134.9	10,655	+2.7
135-194.9	3,256	-6.1	135-194.9	6,502	-10.3
195-249.9	1,476	-4.0	195-249.9	3,004	+0.6
250-319.9	1,106	+18.8	250-319.9	2,170	+14.9
320-379.9	278	-13.1	320-379.9	524	-3.5
380-539.9	344	+16.2	380-539.9	657	+21.9
540-639.9	259	+7.0	540-639.9	473	-9.0
640-799.9	120	+34.8	640 & Over	231	+36.7
800.0-899.9	59	-1.7	800.0-899.9	138	+36.6
900.0-999.9	70	+22.8	900.0-999.9	121	+6.1
1,000.0-1,199.9	25	-28.6	1,000.0-1,199.9	61	-7.6
1,200.0 & Over	104	+48.6	1,200.0 & Over	198	+51.1
<b>TOTAL</b>	<b>528,416</b>	<b>+2.4</b>	<b>TOTAL</b>	<b>1,047,404</b>	<b>+4.9</b>

BTUHs of 64.9 and below are for residential units; 65.0 and above for commercial.

NOTE: A shipment is defined as when a unit transfers ownership; a consignment is not a transfer of ownership. Industry data is aggregated from the information supplied by AHRI member companies that participate in the statistics program and can be subject to revision. Published year-to-date data is inclusive of all revisions. No other AHRI data (e.g., by state or region) is available to the general public other than that published. AHRI does not conduct any market forecasting and is not qualified to discuss market trends. For previous monthly shipment releases and historical data, please see <http://www.ahrinet.org/statistics>.

###

### [About AHRI](#)

The Air-Conditioning, Heating, and Refrigeration Institute (AHRI) is the trade association representing manufacturers of air conditioning, heating, and commercial refrigeration, and water heating equipment. An internationally recognized advocate for the industry, AHRI develops standards for and certifies the performance of many of these products. AHRI's 300+ member companies manufacture quality, efficient, and innovative residential and commercial air conditioning, space heating, water heating, and commercial refrigeration equipment and components for sale in North America and around the world.