



we make life better®

2311 Wilson Boulevard Suite 400 Arlington VA 22201 USA
Phone 703 524 8800 | Fax 703 562 1942
www.ahrinet.org

March 10, 2023

Contact: [Adanna Le Gendre](#)

Phone: 703.600.0363

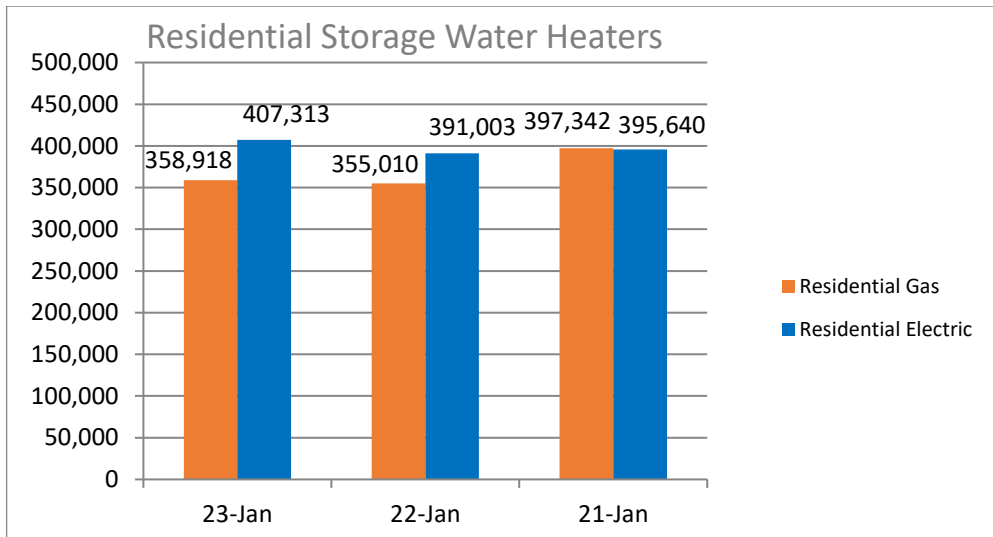
Public data is available in Excel format [here](#).

Please see our FAQs [here](#).

AHRI Releases January 2023 U.S. Heating and Cooling Equipment Shipment Data

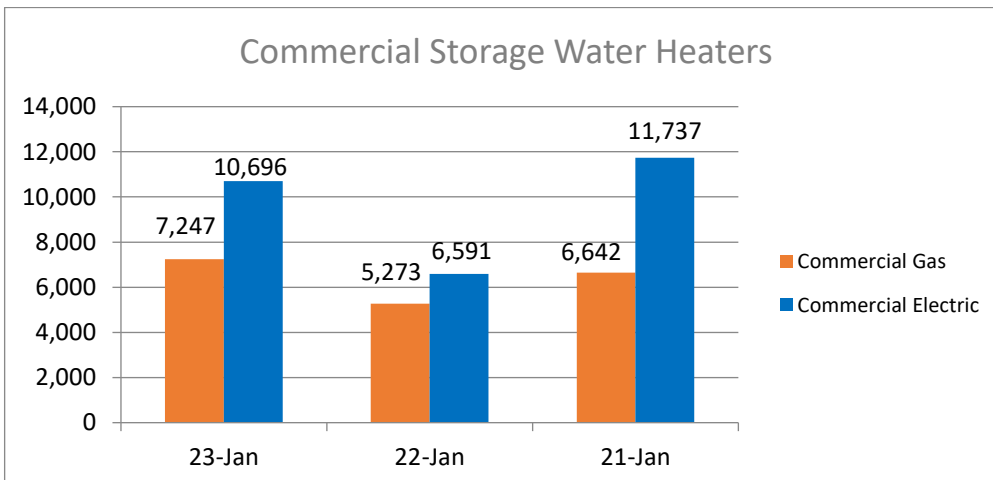
Residential Storage Water Heaters

U.S. shipments of residential gas storage water heaters for January 2023 increased 1.1 percent, to 358,918 units, up from 355,010 units shipped in January 2022. Residential electric storage water heater shipments increased 4.2 percent in January 2023 to 407,313 units, up from 391,003 units shipped in January 2022.



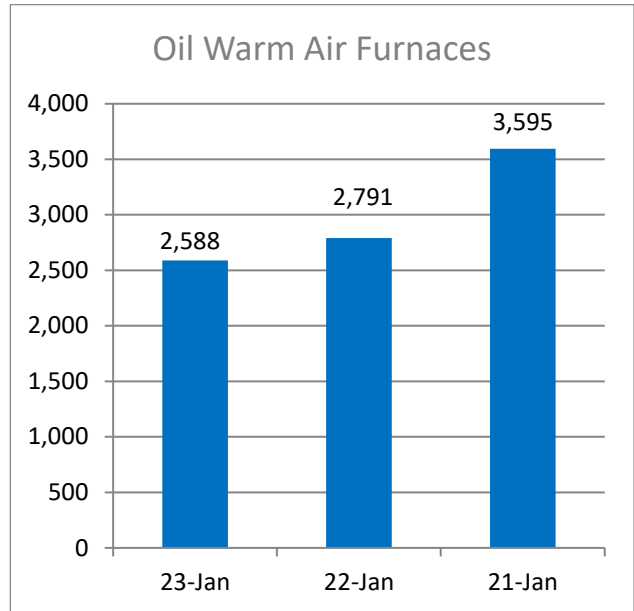
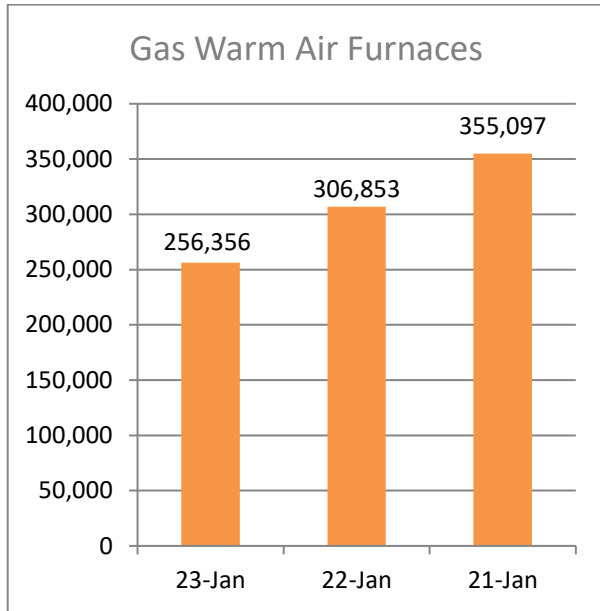
Commercial Storage Water Heaters

Commercial gas storage water heater shipments increased 37.4 percent in January 2023, to 7,247 units, up from 5,273 units shipped in January 2022. Commercial electric storage water heater shipments increased 62.3 percent in January 2023, to 10,696 units, up from 6,591 units shipped in January 2022.



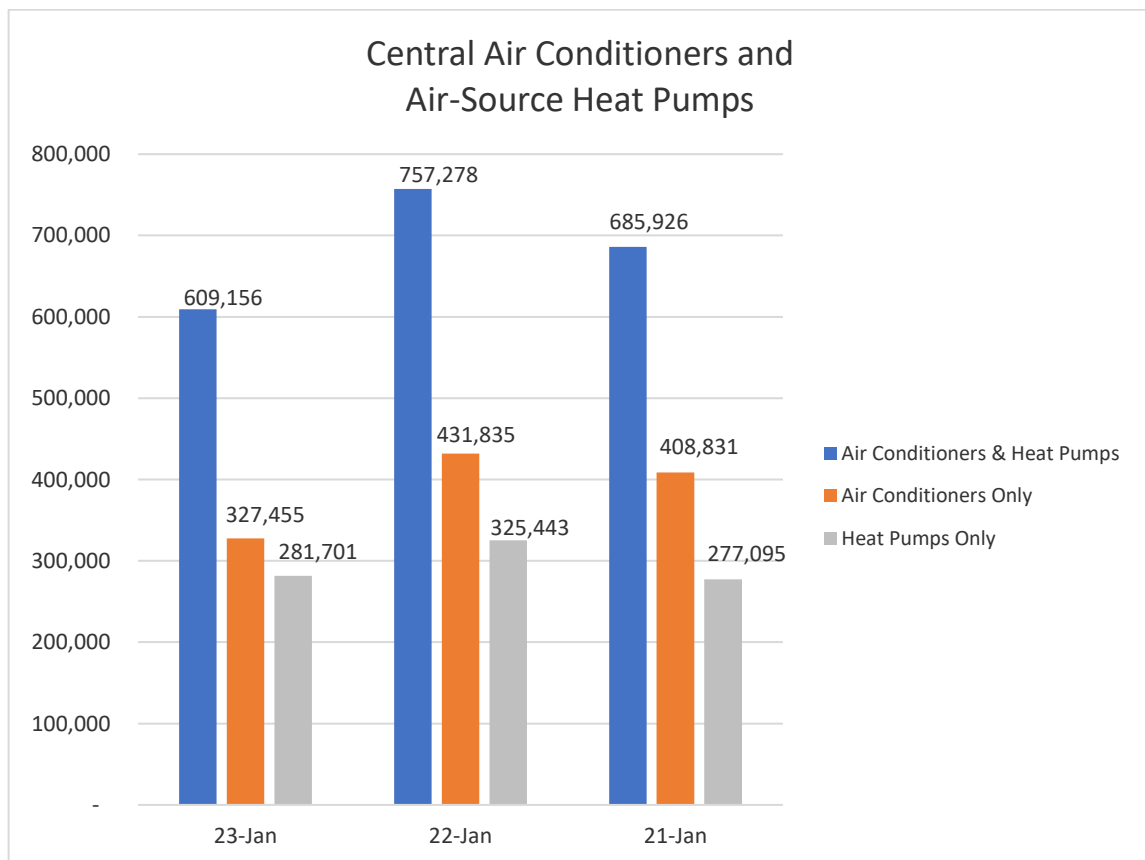
Warm Air Furnaces

U.S. shipments of gas warm air furnaces for January 2023 decreased 16.5 percent, to 256,356 units, down from 306,853 units shipped in January 2022. Oil warm air furnace shipments decreased 7.3 percent, to 2,588 units in January 2023, down from 2,791 units shipped in January 2022.



Central Air Conditioners and Air-Source Heat Pumps

U.S. shipments of central air conditioners and air-source heat pumps totaled 609,156 units in January 2023, down 19.6 percent from 757,278 units shipped in January 2022. U.S. shipments of air conditioners decreased 24.2 percent, to 327,455 units, down from 431,835 units shipped in January 2022. U.S. shipments of air-source heat pumps decreased 13.4 percent, to 281,701 units, down from 325,443 units shipped in January 2022.



U.S. Manufacturers' Shipments of Central Air Conditioners and Air-Source Heat Pumps

Month			
Size Description (000) BTUH	2023 Total	% Change from 2022	2021 Total
Under 16.5	23,148	-28.4	30,768
16.5-21.9	74,407	+2.5	69,443
22-26.9	125,612	-12.6	142,214
27-32.9	89,091	-25.4	104,599
33-38.9	120,239	-26.5	136,929
39-43.9	38,237	-30.4	52,063
44-53.9	64,369	-24.1	75,306
54-64.9	55,922	-14.0	55,798
65-96.9	6,881	-8.9	7,143
97-134.9	4,641	-18.1	5,198
135-184.9	3,472	-9.0	3,103
185-249.9	1,200	-27.3	1,270
250-319.9	968	-12.8	1,236
320-379.9	239	+10.1	226
380-539.9	275	+19.6	215
540-639.9	183	-6.2	156
640-799.9	78	-17.9	87
800.0-899.9	40	-49.4	23
900.0-999.9	51	+21.4	50
1,000.0-1,199.9	25	+150.0	19
1,200.0 & Over	78	0.0	80
TOTAL	609,156	-19.6	685,926

YTD			
Size Description (000) BTUH	2023 Total	% Change from 2022	2021 Total
Under 16.5	23,148	-28.4	30,768
16.5-21.9	74,407	+2.5	69,443
22-26.9	125,612	-12.6	142,214
27-32.9	89,091	-25.4	104,599
33-38.9	120,239	-26.5	136,929
39-43.9	38,237	-30.4	52,063
44-53.9	64,369	-24.1	75,306
54-64.9	55,922	-14.0	55,798
65-96.9	6,881	-8.9	7,143
97-134.9	4,641	-18.1	5,198
135-184.9	3,472	-9.0	3,103
185-249.9	1,200	-27.3	1,270
250-319.9	968	-12.8	1,236
320-379.9	239	+10.1	226
380-539.9	275	+19.6	215
540-639.9	183	-6.2	156
640-799.9	78	-17.9	87
800.0-899.9	40	-49.4	23
900.0-999.9	51	+21.4	50
1,000.0-1,199.9	25	+150.0	19
1,200.0 & Over	78	0.0	80
TOTAL	609,156	-19.6	685,926

Notes and FAQs

A shipment is defined as when a unit transfers ownership; a consignment is not a transfer of ownership. Industry data is aggregated from the information supplied by AHRI member companies that participate in the statistics program and can be subject to revision. Published year-to-date data is inclusive of all revisions. No other AHRI data (e.g., by state or region) is available to the public other than that published. AHRI does not conduct any market forecasting and is not qualified to discuss market trends. BTUHs of 64.9 and below are for residential units; 65.0 and above for commercial. For previous monthly shipment releases and historical data, please see <http://www.ahrinet.org/statistics>.

- How do my colleagues subscribe to the report?
Go to <http://www.ahrinet.org/statistics> and click on Subscribe.
- Does this data represent shipments to the United States only or are shipments outside of the United States included?
This data represents shipments to customers in the United States only.
- Do you provide U.S. data by state?
That data is not available publicly.
- Is historical data available in Excel?
It is available monthly reflecting exactly the data presented in the monthly public release.
- Is data available in a different format?
The only format available is provided on the website.
- Does the December YTD data equal full calendar year?
Yes, it does.
- Can I purchase additional industry data from AHRI?
No, AHRI statistical data is not for sale.
- Does AHRI provide information for academic research purposes?
AHRI is not authorized by our members to provide information other than what is listed on our website.
- How much of the industry does the data represent?
Although we cannot get into specifics about how much of the industry the data represents, in general, AHRI is one of the largest trade associations in the nation, representing more than 300 heating, water heating, ventilation, air conditioning and commercial refrigeration manufacturers within the global HVACR industry. AHRI's 300+ member companies account for more than 90 percent of the residential and commercial air conditioning, space heating, water heating, and commercial refrigeration equipment manufactured and sold in North America.
- Is it accurate to use the number for year-to-date U.S. shipments as a measure of sales?
AHRI reports track shipments, which are defined as when a unit transfers ownership. While some people use the terms shipments and sales interchangeably, they may not be the same.

###

[About AHRI](#)

The Air-Conditioning, Heating, and Refrigeration Institute (AHRI) is the trade association representing manufacturers of air conditioning, heating, and commercial refrigeration, and water heating equipment. An internationally recognized advocate for the industry, AHRI develops standards for and certifies the performance of many of these products. AHRI's 300+ member companies manufacture quality, efficient, and innovative residential and commercial air conditioning, space heating, water heating, and commercial refrigeration equipment and components for sale in North America and around the world.