



News Release

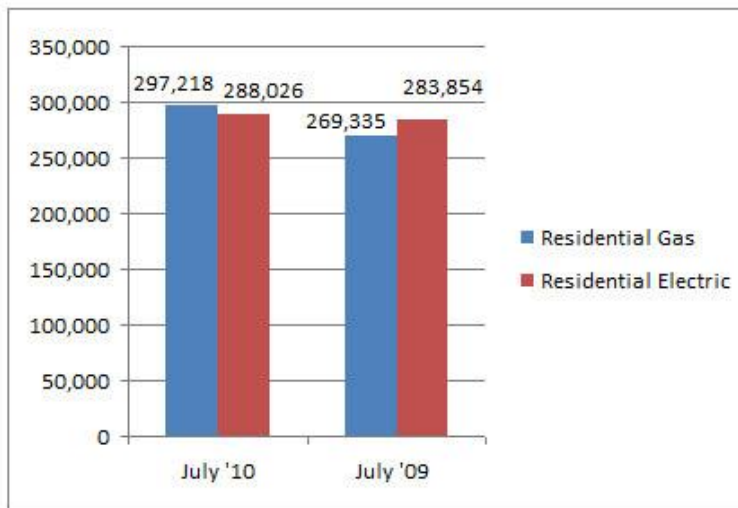
Contact: [Erinn Dumas](#), AHRI Public Affairs Representative
Phone: 703.600.0349

AHRI Releases July 2010 U.S. Heating and Cooling Equipment Shipment Data

Residential Water Heaters

U.S. shipments of residential gas water heaters for July 2010 increased 10 percent, to 297,218 units, up from 269,335 units shipped in July 2009. Residential electric water heater shipments increased 2 percent in July 2010, to 288,026 units, up from 283,854 units shipped in July 2009.

For the year-to-date, U.S. shipments of residential gas water heaters increased 11 percent, to 2,417,038 units, compared to 2,183,800 units shipped during the same period in 2009. Residential electric water heater shipments increased 3 percent year-to-date, to 2,278,427 units, compared to 2,209,732 units shipped during the same period in 2009.



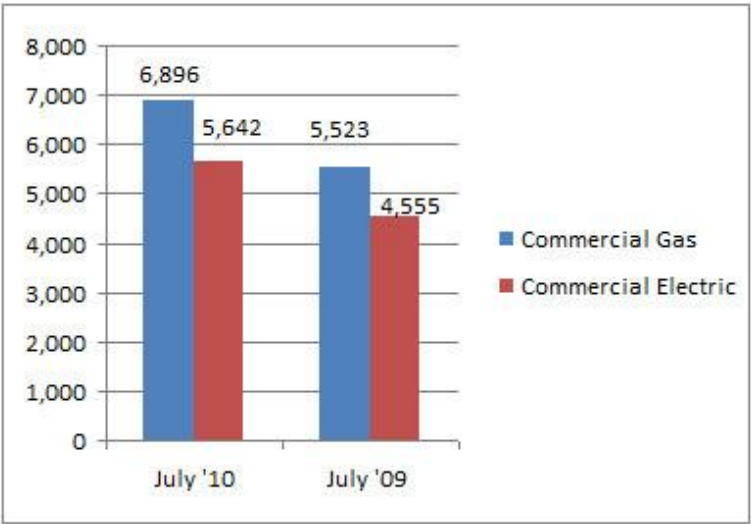
Year-to-Date

Water Heaters	July '10 YTD	July '09 YTD	%Chg.
Residential Gas	2,417,038	2,183,800	+11
Residential Electric	2,278,427	2,209,732	+3

Commercial Water Heaters

Commercial gas water heater shipments increased 25 percent in July 2010, to 6,896 units, compared with 5,523 units shipped in July 2009. Commercial electric water heater shipments increased 24 percent in July 2010, to 5,642 units, up from 4,555 units shipped in July 2009.

Year-to-date U.S. shipments of commercial gas water heaters increased 7 percent, to 48,998 units, compared with 45,854 units shipped during the same period in 2009. Year-to-date commercial electric water heater shipments increased 4 percent to 35,262 units, up from 33,870 units shipped during the same period in 2009.



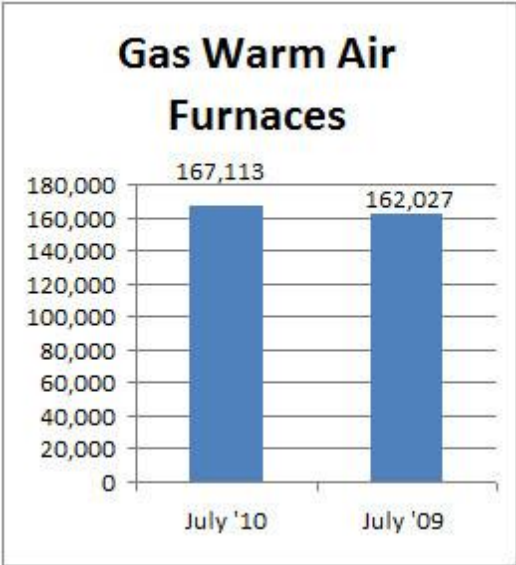
Year-to-Date

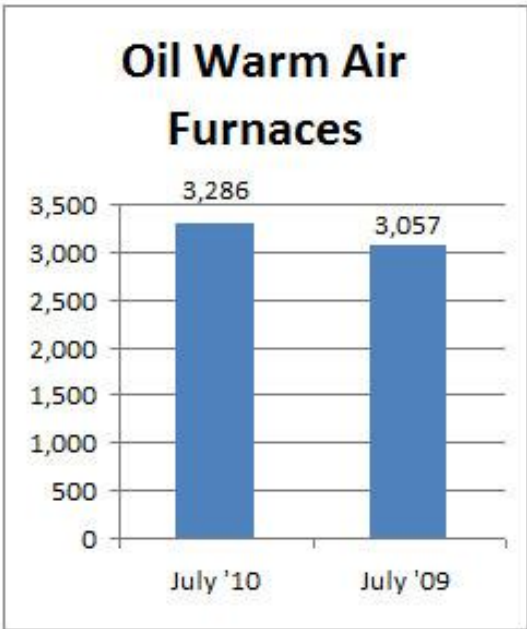
Water Heaters	July '10 YTD	July '09 YTD	%Chg.
Commercial Gas	48,998	45,854	+7
Commercial Electric	35,262	33,870	+4

Warm Air Furnaces

U.S. shipments of gas warm air furnaces for July 2010 increased 3 percent, to 167,113 units, up from 162,027 units shipped in July 2009. Oil warm air furnace shipments increased 8 percent, to 3,286 units in July 2010, up from 3,057 units shipped in July 2009.

Year-to-date U.S. shipments of gas warm air furnaces increased 16 percent, to 1,226,615 units, compared with 1,057,641 units shipped during the same period in 2009. Year-to-date U.S. shipments of oil warm air furnaces increased 15 percent to 24,777 units, compared with 21,526 units shipped during the same period in 2009.





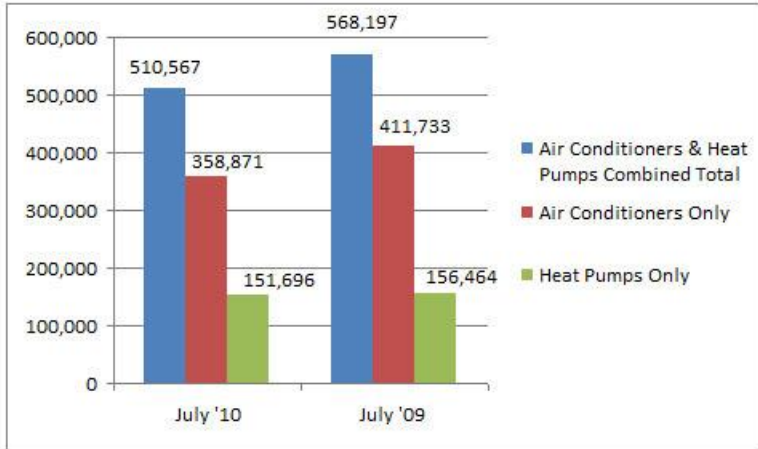
Year-to-Date

	July '10 YTD	July '09 YTD	%Chg.
Gas Warm Air Furnaces	1,226,615	1,057,641	+16
Oil Warm Air Furnaces	24,777	21,526	+15

Central Air Conditioners and Air-Source Heat Pumps

U.S. shipments of central air conditioners and air-source heat pumps totaled 510,567 in July 2010, down 10 percent from 568,197 units shipped in July 2009. U.S. shipments of air conditioners decreased 13 percent, to 358,871 units, down from 411,733 units shipped in July 2009. U.S. shipments of air-source heat pumps decreased 3 percent, to 151,696 units, down from 156,464 units shipped in July 2009.

Year-to-date combined shipments of residential central air conditioners and air-source heat pumps increased 3 percent, to 3,459,708 units, up from 3,353,331 units shipped in July 2009. Year-to-date shipments of central air conditioners increased 2 percent, to 2,318,716 units, up from 2,279,407 units shipped during the same period in 2009. The year-to-date total for heat pump shipments increased 6 percent, to 1,140,992 units, up from 1,073,924 units shipped during the same period in 2009.



Year-to-Date

	July '10 YTD	July '09 YTD	%Chg.
Air Conditioners & Heat Pumps Combined Total	3,459,708	3,353,331	+3
Air Conditioners Only	2,318,716	2,279,407	+2
Heat Pumps Only	1,140,992	1,073,924	+6

U.S. Manufacturers' Shipments of Central Air Conditioners and Air-Source Heat Pumps

Size Description (000) BTUH	Total	% Change from 2009
Under 16.5	16,968	+ 112
16.5 - 21.9	30,012	- 24
22 -26.9	95,311	- 13
27 -32.9	80,427	- 8
33 -38.9	110,917	- 13
39 -43.9	42,852	- 5
44 -53.9	61,601	- 12
54 -64.9	52,688	- 11
65 -96.9	7,233	0
97 -134.9	6,092	+ 7
135 -184.9	3,505	0
185 -249.9	1,514	- 2
250 -319.9	669	- 9
320 -379.9	267	- 17
380 -539.9	208	- 28
540 -639.9	150	- 17
640 & Over	153	- 38
TOTAL	510,567	- 10

***NOTE:** Industry figures are *estimates derived from the best available figures supplied by a sample of AHRI member companies and are subject to revision.*

About AHRI

The Air-Conditioning, Heating, and Refrigeration Institute (AHRI) is the trade association representing manufacturers of air conditioning, heating and commercial refrigeration equipment. An internationally recognized advocate for the industry, AHRI develops standards for and certifies the performance of many of these products. AHRI's 300 member companies account for more than 90 percent of the residential and commercial air conditioning, space heating, water heating, and commercial refrigeration equipment manufactured and sold in North America.

###