



News Release

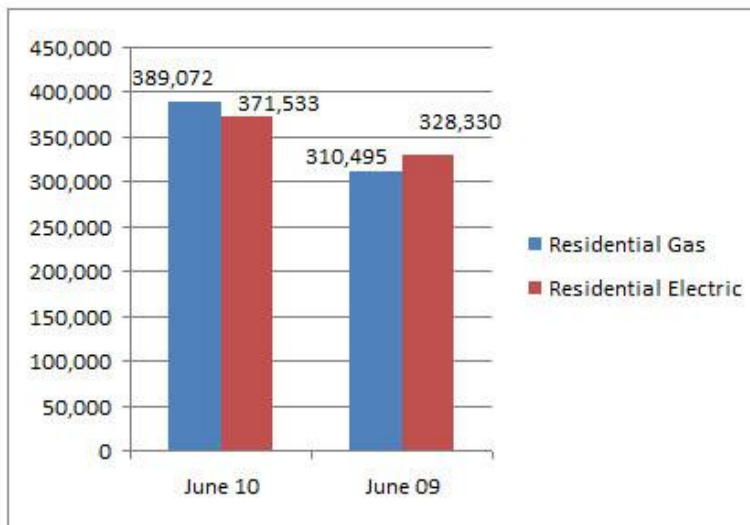
Contact: [Erinn Dumas](#), AHRI Public Affairs Representative
Phone: 703.600.0349

AHRI Releases June 2010 U.S. Heating and Cooling Equipment Shipment Data

Residential Water Heaters

June 2010 U.S. shipments of residential gas water heaters increased 25 percent, to 389,072 units, up from 310,495 units shipped in June 2009. Residential electric water heater shipments increased 13 percent in June 2010, to 371,533 units, up from 328,330 units shipped in June 2009.

For the year-to-date, U.S. shipments of residential gas water heaters have increased 11 percent, to 2,119,820 units, compared to 1,914,465 units shipped during the same period in 2009. Residential electric water heater shipments increased 3 percent year-to-date, to 1,990,401 units, compared to 1,925,878 units shipped during the same period in 2009.



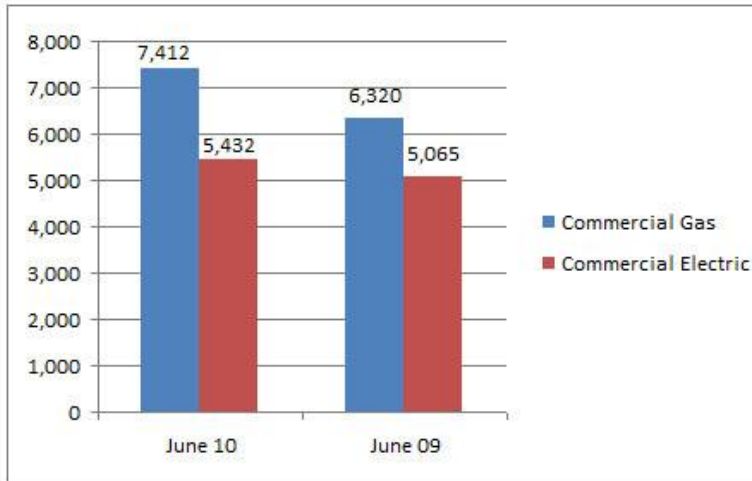
Year-to-Date

Water Heaters	June 10 YTD	June 09 YTD	%Chg.
Residential Gas	2,119,820	1,914,465	+ 11
Residential Electric	1,990,401	1,925,878	+ 3

Commercial Water Heaters

Commercial gas water heater shipments increased 17 percent in June 2010, to 7,412 units, compared with 6,320 units shipped in June 2009. Commercial electric water heater shipments increased 7 percent in June 2010, to 5,432 units, up from 5,065 units shipped in June 2009.

Year-to-date U.S. shipments of commercial gas water heaters increased 4 percent, to 42,102 units, compared with 40,331 units shipped during the same period in 2009. Year-to-date commercial electric water heater shipments increased 1 percent to 29,620 units, up from 29,315 units shipped during the same period in 2009.



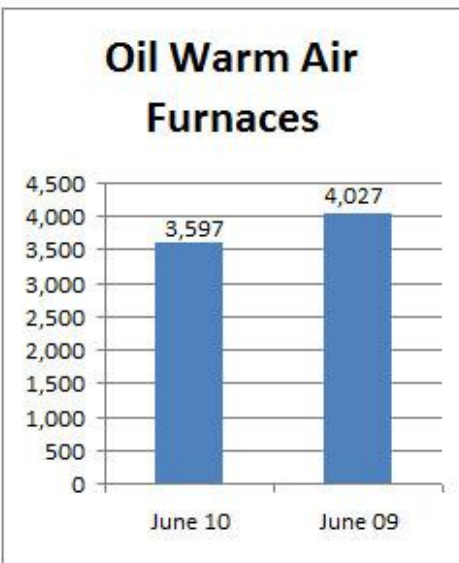
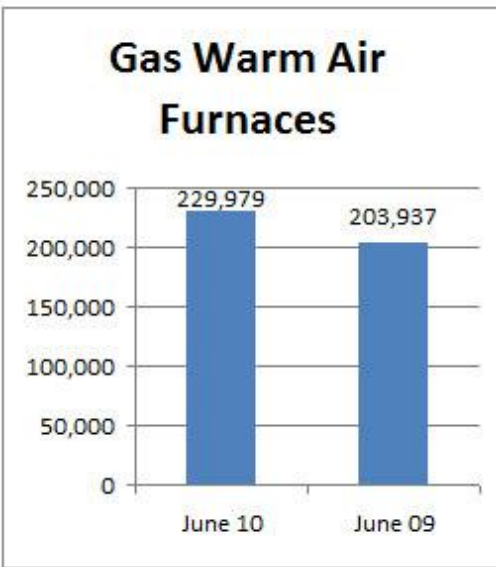
Year-to-Date

Water Heaters	June 10 YTD	June 09 YTD	%Chg.
Commercial Gas	42,102	40,331	+ 4
Commercial Electric	29,620	29,315	+ 1

Warm Air Furnaces

June 2010 U.S. shipments of gas warm air furnaces increased 13 percent, to 229,979 units, up from 203,937 units shipped in June 2009. Oil warm air furnace shipments decreased 11 percent, to 3,597 units in June 2010, down from 4,027 units shipped in June 2009.

Year-to-date U.S. shipments of gas warm air furnaces increased 18 percent, to 1,059,502 units, compared with 895,614 units shipped during the same period in 2009. Year-to-date U.S. shipments of oil warm air furnaces increased 16 percent to 21,491 units, compared with 18,469 units shipped during the same period in 2009.



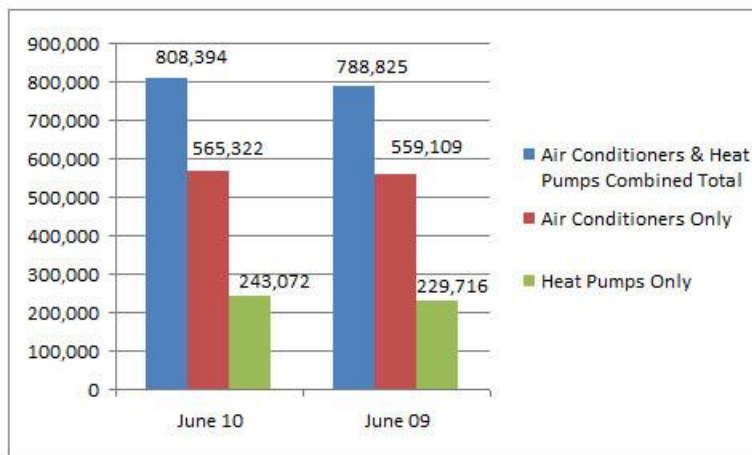
Year-to-Date

	June 10 YTD	June 09 YTD	%Chg.
Gas Warm Air Furnaces	1,059,502	895,614	+ 18
Oil Warm Air Furnaces	21,491	18,469	+ 16

Central Air Conditioners and Air-Source Heat Pumps

U.S. shipments of central air conditioners and air-source heat pumps totaled 808,394 in June 2010, up 2 percent from 788,825 units shipped in June 2009. U.S. shipments of air conditioners increased 2 percent, to 565,322 units, up from 559,109 units shipped in June 2009. U.S. shipments of air-source heat pumps increased 6 percent, to 243,072 units, up from 229,716 units shipped in June 2009.

Year-to-date combined shipments of residential central air conditioners and air-source heat pumps increased 6 percent, to 2,949,141 units, up from 2,785,134 units shipped in June 2009. Year-to-date shipments of central air conditioners increased 5 percent, to 1,959,845 units, up from 1,867,674 units shipped during the same period in 2009. The year-to-date total for heat pump shipments increased 8 percent, to 989,296 units, up from 917,460 units shipped during the same period in 2009.



Year-to-Date

	June 10 YTD	June 09 YTD	%Chg.
Air-Conditioners & Heat Pumps Combined Total	2,949,141	2,785,134	+ 6
Air-Conditioners Only	1,959,845	1,867,674	+ 5
Heat Pumps Only	989,296	917,460	+ 8

U.S. Manufacturers' Shipments of Central Air Conditioners and Air-Source Heat Pumps

Size Description (000) BTUH	Total	% Change from 2009
Under 16.5	16,743	+ 58
16.5-21.9	54,145	- 1
22 -26.9	158,001	+ 1
27 -32.9	129,768	- 1
33 -38.9	186,732	+ 3
39 -43.9	68,020	+ 9
44 -53.9	94,236	+ 2
54 -64.9	76,613	+ 2
65 -96.9	8,636	- 8
97 -134.9	7,199	- 10
135 -184.9	4,458	+ 14
185 -249.9	1,844	- 7
250 -319.9	899	+ 11
320 -379.9	364	- 9
380 -539.9	286	- 5
540 -639.9	220	+ 11
640 & Over	230	- 28
TOTAL	808,394	+ 2

***NOTE: Industry figures are estimates derived from the best available figures supplied by a sample of AHRI member companies and are subject to revision.**

About AHRI

The Air-Conditioning, Heating, and Refrigeration Institute (AHRI) is the trade association representing manufacturers of air conditioning, heating and commercial refrigeration equipment. An internationally recognized advocate for the industry, AHRI develops standards for and certifies the performance of many of these products. AHRI's 300 member companies account for more than 90 percent of the residential and commercial air conditioning, space heating, water heating, and commercial refrigeration equipment manufactured and sold in North America.