



we make life better®

2311 Wilson Boulevard Suite 400 Arlington VA 22201 USA  
 Phone 703 524 8800 | Fax 703 562 1942  
 www.ahrinet.org

July 10, 2020

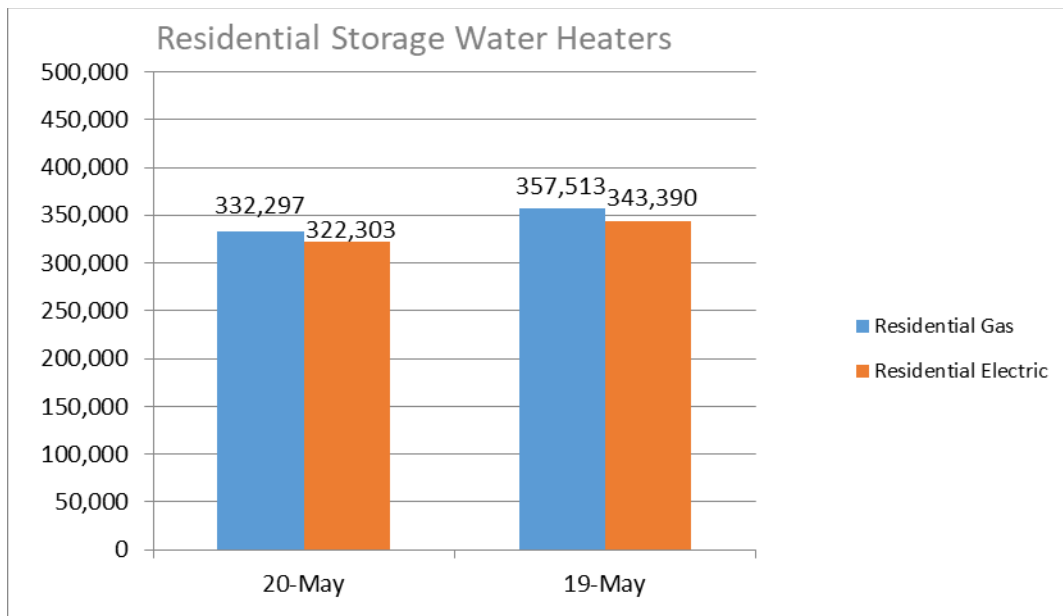
Contact: [Adanna Le Gendre](#)

Phone: 703.600.0363

## AHRI Releases May 2020 U.S. Heating and Cooling Equipment Shipment Data

### Residential Storage Water Heaters

U.S. shipments of residential gas storage water heaters for May 2020 decreased 7.1 percent, to 332,297 units, down from 357,513 units shipped in May 2019. Residential electric storage water heater shipments decreased 6.1 percent in May 2020 to 322,303 units, down from 343,390 units shipped in May 2019.

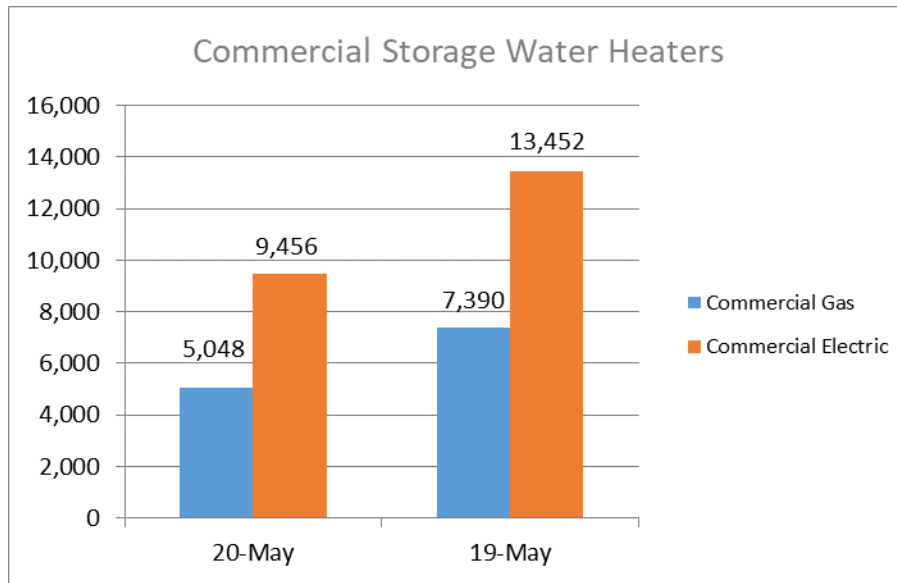


Year-to-date U.S. shipments of residential gas storage water heaters decreased 5.1 percent, to 1,806,054 compared to 1,902,313 shipped during that same period in 2019. Residential electric storage water heater shipments increased 1.5 percent year-to-date, to 1,811,799 units, compared to 1,785,811 shipped during the same period in 2019.

<i>Year-to-Date</i>			
	<b>May 20 YTD</b>	<b>May 19 YTD</b>	<b>%CHG.</b>
<b>Residential Storage Gas</b>	1,806,054	1,902,313	-5.1
<b>Residential Storage Electric</b>	1,811,799	1,785,811	+1.5

### Commercial Storage Water Heaters

Commercial gas storage water heater shipments decreased 31.7 percent in May 2020, to 5,048 units, down from 7,390 units shipped in May 2019. Commercial electric storage water heater shipments decreased 29.7 percent in May 2020, to 9,456 units, down from 13,452 units shipped in May 2019.

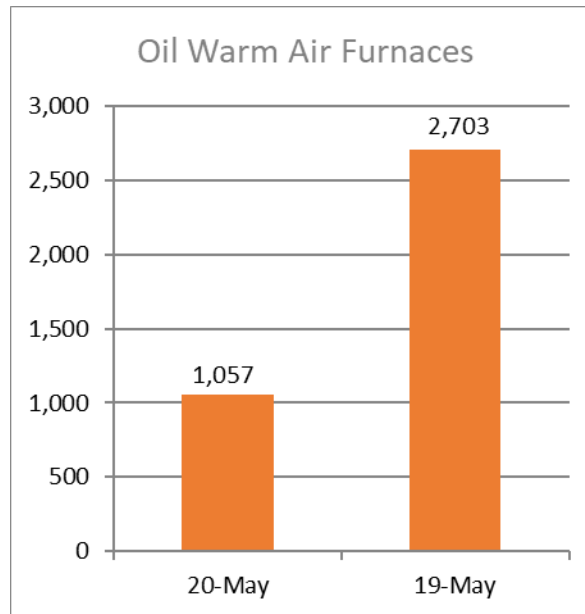
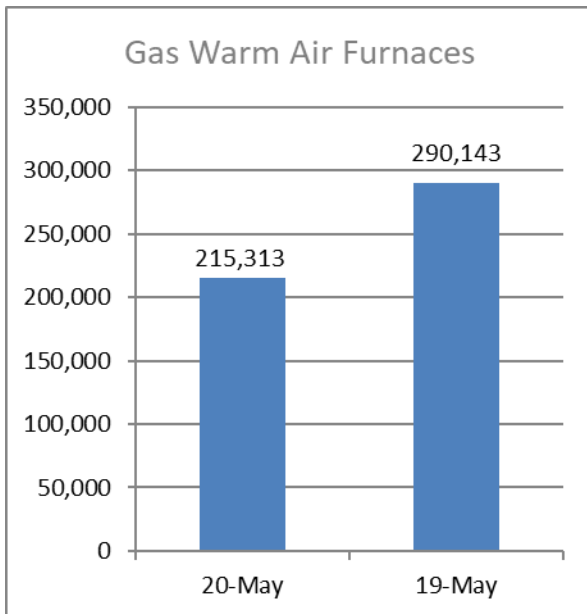


Year-to-date U.S. shipments of commercial gas storage water heaters decreased 12.5 percent, to 33,751 units, compared with 38,573 units shipped during the same period in 2019. Year-to-date commercial electric storage water heater shipments decreased 8.9 percent, to 58,709 units, down from 64,474 units shipped during the same period in 2019.

<i>Year-to-Date</i>			
	<b>May 20 YTD</b>	<b>May 19 YTD</b>	<b>%CHG.</b>
<b>Commercial Storage Gas</b>	33,751	38,573	-12.5
<b>Commercial Storage Electric</b>	58,709	64,474	-8.9

## Warm Air Furnaces

U.S. shipments of gas warm air furnaces for May 2020 decreased 25.8 percent, to 215,313 units, down from 290,143 units shipped in May 2019. Oil warm air furnace shipments decreased 60.9 percent, to 1,057 units in May 2020, down from 2,703 units shipped in May 2019.

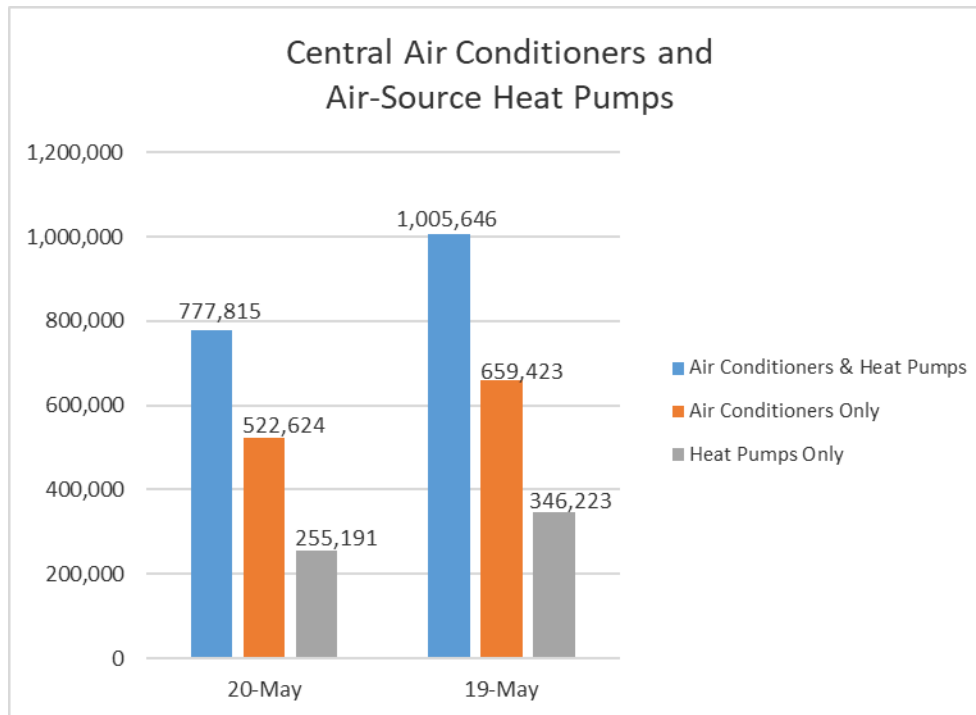


Year-to-date U.S. shipments of gas warm air furnaces decreased 24.9 percent, to 1,047,046 units, compared with 1,393,288 units shipped during the same period in 2019. Year-to-date U.S. shipments of oil warm air furnaces decreased 38.5 percent, to 8,754 units, compared with 14,245 units shipped during the same period in 2019.

<i>Year-to-Date</i>			
	<b>May 20 YTD</b>	<b>May 19 YTD</b>	<b>%CHG.</b>
<b>Gas Warm Air Furnaces</b>	1,047,046	1,393,288	-24.9
<b>Oil Warm Air Furnaces</b>	8,754	14,245	-38.5

## Central Air Conditioners and Air-Source Heat Pumps

U.S. shipments of central air conditioners and air-source heat pumps totaled 777,815 units in May 2020, down 22.7 percent from 1,005,646 units shipped in May 2019. U.S. shipments of air conditioners decreased 20.7 percent, to 522,624 units, down from 659,423 units shipped in May 2019. U.S. shipments of air-source heat pumps decreased 26.3 percent, to 255,191 units, down from 346,223 units shipped in May 2019.



Year-to-date combined shipments of central air conditioners and air-source heat pumps decreased 6.8 percent, to 3,362,822 units, down from 3,609,723 units shipped during the same period in 2019. Year-to-date shipments of central air conditioners decreased 7.1 percent, to 2,101,664 units, down from 2,262,364 units shipped during the same period in 2019. The year-to-date total for heat pump shipments decreased 6.4 percent, to 1,261,158, down from 1,347,359 units shipped during the same period in 2019.

<i>Year-to-Date</i>			
	<b>May 20 YTD</b>	<b>May 19 YTD</b>	<b>%CHG.</b>
<b>Air Conditioners &amp; Heat Pumps Combined Total</b>	3,362,822	3,609,723	-6.8
<b>Air Conditioners Only</b>	2,101,664	2,262,364	-7.1
<b>Heat Pumps Only</b>	1,261,158	1,347,359	-6.4

## U.S. Manufacturers' Shipments of Central Air Conditioners and Air-Source Heat Pumps

Month		
Size Description (000) BTUH	Total	% Change from 2019
Under 16.5	28,480	+5.7
16.5-21.9	74,499	-6.1
22-26.9	157,977	-19.6
27-32.9	121,307	-27.0
33-38.9	165,627	-26.3
39-43.9	58,582	-27.8
44-53.9	88,388	-23.9
54-64.9	64,825	-24.6
65-96.9	5,742	-41.3
97-134.9	4,727	-39.1
135-184.9	3,505	-36.7
185-249.9	1,602	-32.8
250-319.9	1,122	-28.9
320-379.9	396	+2.9
380-539.9	317	-27.1
540-639.9	272	-16.6
640-799.9	118	-16.3
800.0-899.9	96	+57.4
900.0-999.9	60	-26.8
1,000.0-1,199.9	68	+70.0
1,200.0 & Over	105	-7.9
<b>TOTAL</b>	<b>777,815</b>	<b>-22.7</b>

YTD		
Size Description (000) BTUH	Total	% Change from 2019
Under 16.5	129,991	+0.6
16.5-21.9	325,232	+1.0
22-26.9	674,358	-5.7
27-32.9	530,618	-8.9
33-38.9	710,900	-7.8
39-43.9	252,284	-9.2
44-53.9	369,664	-6.4
54-64.9	272,993	-9.3
65-96.9	34,096	-18.7
97-134.9	24,878	-20.8
135-184.9	17,331	-15.8
185-249.9	7,830	-16.5
250-319.9	6,130	+0.1
320-379.9	1,518	-1.7
380-539.9	1,569	-15.1
540-639.9	1,341	-1.3
640 & Over	563	-9.2
800.0-899.9	383	+13.0
900.0-999.9	412	+18.1
1,000.0-1,199.9	262	+39.4
1,200.0 & Over	469	-19.4
<b>TOTAL</b>	<b>3,362,822</b>	<b>-6.8</b>

BTUHs of 64.9 and below are for residential units; 65.0 and above for commercial.

NOTE: A shipment is defined as when a unit transfers ownership; a consignment is not a transfer of ownership. Industry data is aggregated from the information supplied by AHRI member companies that participate in the statistics program and can be subject to revision. Published year-to-date data is inclusive of all revisions. No other AHRI data (e.g., by state or region) is available to the general public other than that published. AHRI does not conduct any market forecasting and is not qualified to discuss market trends. For previous monthly shipment releases and historical data, please see <http://www.ahrinet.org/statistics>.

###

### About AHRI

The Air-Conditioning, Heating, and Refrigeration Institute (AHRI) is the trade association representing manufacturers of air conditioning, heating, and commercial refrigeration, and water heating equipment. An internationally recognized advocate for the industry, AHRI develops standards for and certifies the performance of many of these products. AHRI's 300+ member companies manufacture quality, efficient, and innovative residential and commercial air conditioning, space heating, water heating, and commercial refrigeration equipment and components for sale in North America and around the world.