



News Release

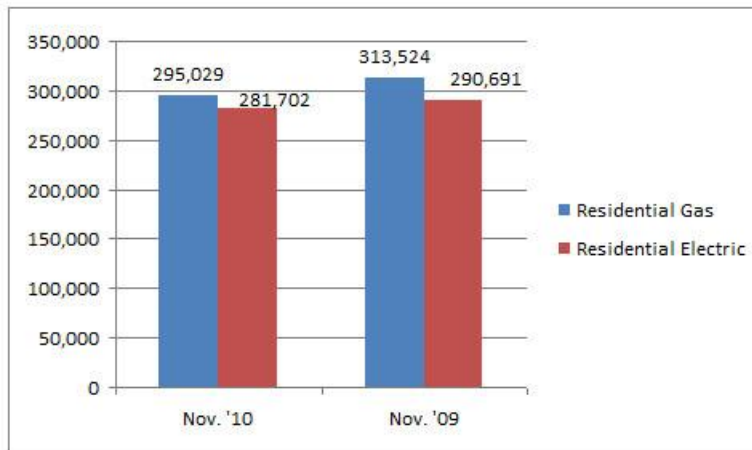
Contact: [Erinn Dumas](#), AHRI Public Affairs Representative
Phone: 703.600.0349

AHRI Releases November 2010 U.S. Heating and Cooling Equipment Shipment Data

Residential Water Heaters

U.S. shipments of residential gas water heaters for November 2010 decreased 6 percent, to 295,029 units, down from 313,524 units shipped in November 2009. Residential electric water heater shipments decreased 3 percent in November 2010, to 281,702 units, down from 290,691 units shipped in November 2009.

For the year-to-date, U.S. shipments of residential gas water heaters increased 5 percent, to 3,567,601 units, compared to 3,403,025 units shipped during the same period in 2009. Residential electric water heater shipments decreased 0.2 percent year-to-date, to 3,408,299 units, compared to 3,415,924 units shipped during the same period in 2009.



Year-to-Date

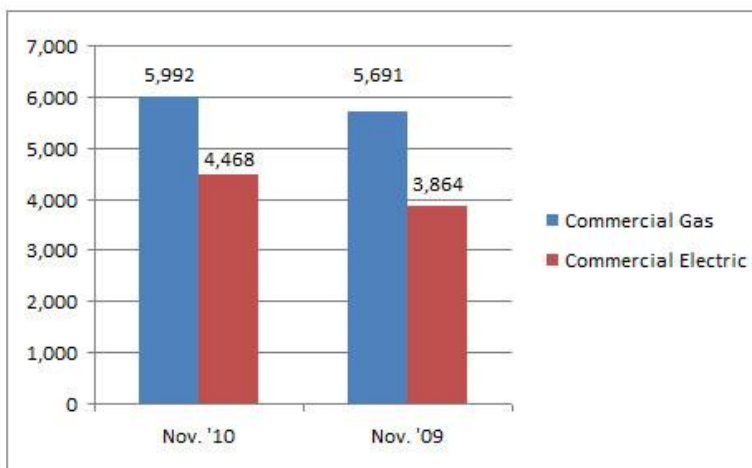
Water Heaters	Nov. '10 YTD	Nov. '09 YTD	% Chg.
Residential Gas	3,567,601	3,403,025	+5
Residential Electric	3,408,299	3,415,924	-0.2

Commercial Water Heaters

Commercial gas water heater shipments increased 5 percent in November 2010, to 5,992 units, up from 5,691 units shipped in November 2009. Commercial electric water heater shipments increased 16 percent in November 2010, to 4,468 units, up from 3,864 units shipped in November 2009.

Year-to-date U.S. shipments of commercial gas water heaters increased 4 percent, to 71,816 units, compared with 69,208 units shipped during the same period in 2009. Year-to-date commercial electric

water heater shipments increased 4 percent to 53,690 units, up from 51,572 units shipped during the same period in 2009.



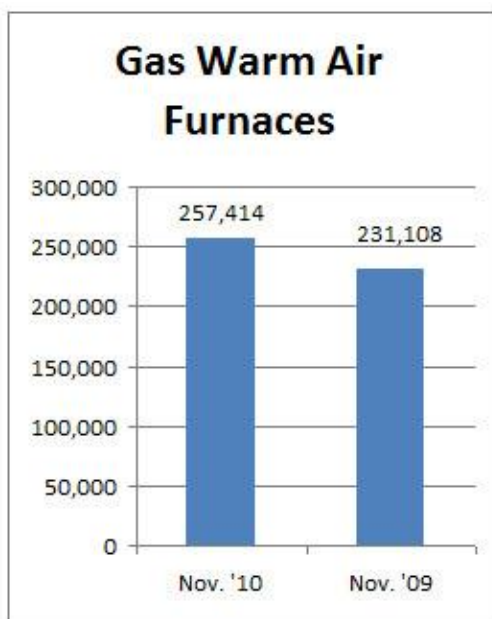
Year-to-Date

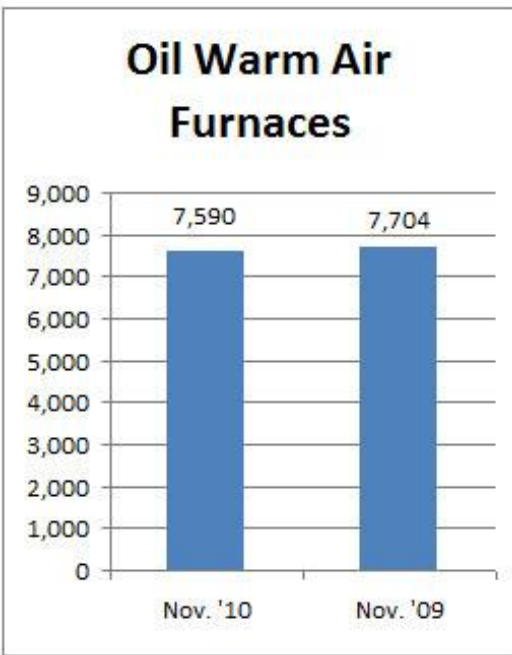
Water Heaters	Nov. '10 YTD	Nov. '09 YTD	% Chg.
Commercial Gas	71,816	69,208	+4
Commercial Electric	53,690	51,572	+4

Warm Air Furnaces

U.S. shipments of gas warm air furnaces for November 2010 increased 11 percent, to 257,414 units, up from 231,108 units shipped in November 2009. Oil warm air furnace shipments decreased 2 percent, to 7,590 units in November 2010, down from 7,704 units shipped in November 2009.

Year-to-date U.S. shipments of gas warm air furnaces increased 13 percent, to 2,183,205 units, compared with 1,940,077 units shipped during the same period in 2009. Year-to-date U.S. shipments of oil warm air furnaces increased 5 percent to 50,981 units, compared with 48,571 units shipped during the same period in 2009.





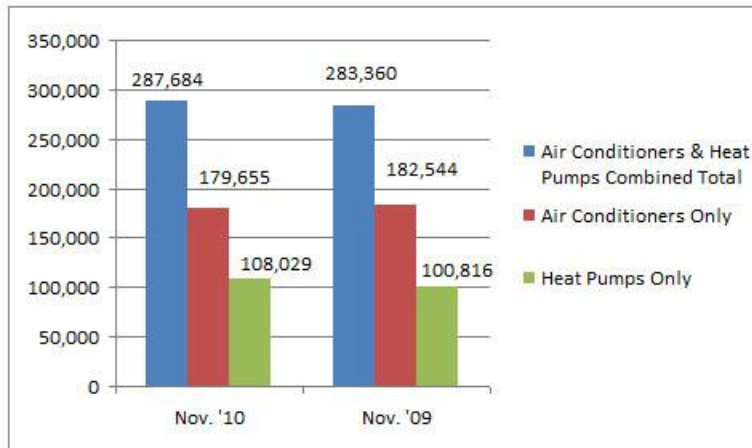
Year-to-Date

	Nov. '10 YTD	Nov. '09 YTD	% Chg.
Gas Warm Air Furnaces	2,183,205	1,940,077	+13
Oil Warm Air Furnaces	50,981	48,571	+5

Central Air Conditioners and Air-Source Heat Pumps

U.S. shipments of central air conditioners and air-source heat pumps totaled 287,684 units in November 2010, up 2 percent from a revised total of 283,360 units shipped in November 2009. U.S. shipments of air conditioners decreased 2 percent, to 179,655 units, down from a revised total of 182,544 units shipped in November 2009. U.S. shipments of air-source heat pumps increased 7 percent, to 108,029 units, up from a revised total of 100,816 units shipped in November 2009.

Year-to-date combined shipments of residential central air conditioners and air-source heat pumps increased 0.2 percent, to 4,826,685 units, up from a revised total of 4,814,764 units shipped in November 2009. Year-to-date shipments of central air conditioners decreased 2 percent, to 3,213,150 units, down from a revised total of 3,282,649 units shipped during the same period in 2009. The year-to-date total for heat pump shipments increased 5 percent, to 1,613,535 units, up from a revised total of 1,532,115 units shipped during the same period in 2009.



Year-to-Date

	Nov. '10 YTD	Nov. '09 YTD	% Chg.
Air Conditioners & Heat Pumps Combined Total	4,826,685	4,814,764	+0.2
Air Conditioners Only	3,213,150	3,282,649	-2
Heat Pumps Only	1,613,535	1,532,115	+5

U.S. Manufacturers' Shipments of Central Air Conditioners and Air-Source Heat Pumps

Size Description (000) BTUH	Total	% Change from 2009
Under 16.5	5,736	+9
16.5-21.9	17,237	-16
22-26.9	53,410	-4
27-32.9	42,665	-2
33-38.9	66,254	+7
39-43.9	23,824	+9
44-53.9	34,956	+7
54-64.9	27,645	+7
65-96.9	5,711	0
97-134.9	4,469	+6
135-184.9	3,173	+14
185-249.9	1,198	+11
250-319.9	605	+24
320-379.9	231	-26
380-539.9	231	+21
540-639.9	157	+47
640 & Over	182	+53
TOTAL	287,684	+2

***NOTE: Industry figures are estimates derived from the best available figures supplied by a sample of AHRI member companies and are subject to revision.**

About AHRI

The Air-Conditioning, Heating, and Refrigeration Institute (AHRI) is the trade association representing manufacturers of air conditioning, heating and commercial refrigeration equipment. An internationally recognized advocate for the industry, AHRI develops standards for and certifies the performance of many of these products. AHRI's 300 member companies account for more than 90 percent of the residential and commercial air conditioning, space heating, water heating, and commercial refrigeration equipment manufactured and sold in North America.

###