



AIR-CONDITIONING, HEATING,  
& REFRIGERATION INSTITUTE

we make life better™

2111 Wilson Boulevard Suite 500 Arlington VA 22201-3001 USA  
Phone 703 524 8800 | Fax 703 562 1942  
www.ahrinet.org

January 15, 2016

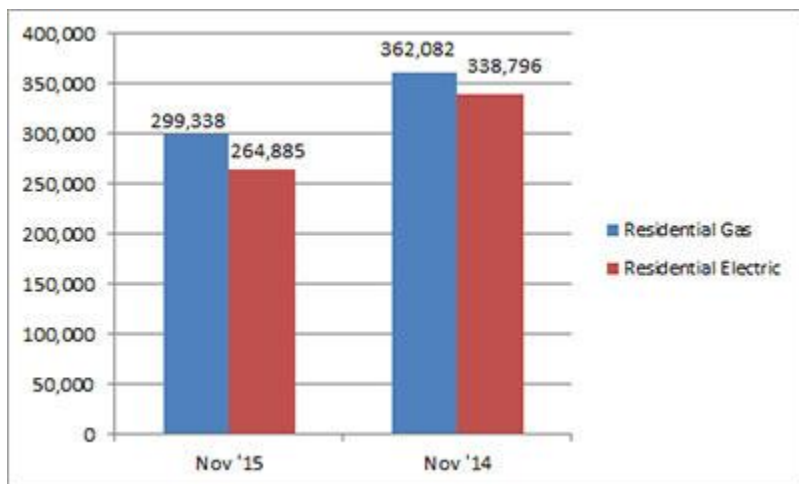
Contact: [Nicole Snyder](#), Communications Coordinator

Phone: 703.600.0310

## AHRI Releases November 2015 U.S. Heating and Cooling Equipment Shipment Data

### Residential Storage Water Heaters

U.S. shipments of residential gas storage water heaters for November 2015 decreased 17.3 percent to 299,338 units, down from 362,082 units shipped in November 2014. Residential electric storage water heater shipments decreased 21.8 percent in November 2015 to 264,885 units, down from 338,796 units shipped in November 2014.



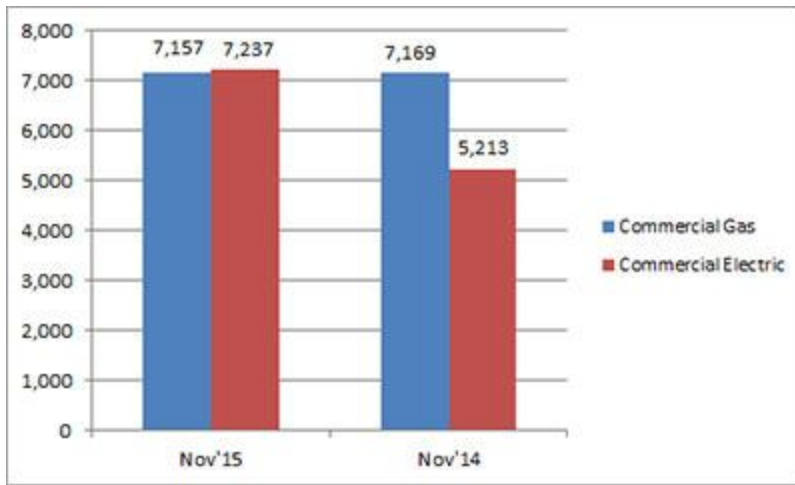
For the year-to-date, U.S. shipments of residential gas storage water heaters decreased 0.8 percent to 3,992,228, compared to 4,026,183 units shipped during the same period in 2014. Residential electric storage water heater shipments decreased 4.4 percent year-to-date to 3,691,380 units, compared to 3,860,772 units shipped during the same period in 2014.

#### Year-to-Date

Storage Water Heaters	Nov '15 YTD	Nov '14 YTD	%Chg.
Residential Storage Gas	3,992,228	4,026,183	-0.8
Residential Storage Electric	3,691,380	3,860,772	-4.4

### Commercial Storage Water Heaters

Commercial gas storage water heater shipments decreased 0.2 percent in November 2015 to 7,157 units, down from 7,169 units shipped in November 2014. Commercial electric storage water heater shipments increased 38.8 percent in November 2015 to 7,237 units, up from 5,213 units shipped in November 2014.



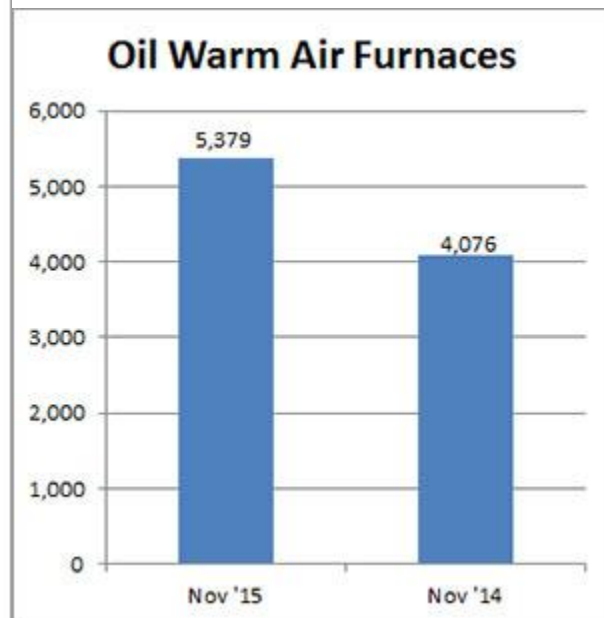
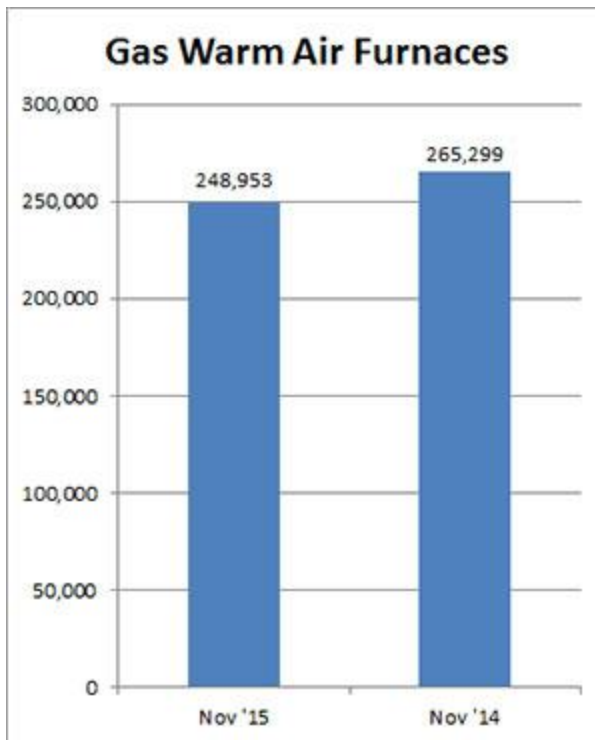
Year-to-date U.S. shipments of commercial gas storage water heaters increased 3.1 percent to 88,790 units, compared with 86,113 units shipped during the same period in 2014. Year-to-date commercial electric storage water heater shipments increased 18.6 percent to 79,675 units, up from 67,189 units shipped during the same period in 2014.

*Year-to-Date*

Storage Water Heaters	Nov'15 YTD	Nov'14 YTD	%Chg.
Commercial Storage Gas	88,790	86,113	+3.1
Commercial Storage Electric	79,675	67,189	+18.6

**Warm Air Furnaces**

U.S. shipments of gas warm air furnaces for November 2015 decreased 6.2 percent to 248,953 units, down from 265,299 units shipped in November 2014. Oil warm air furnace shipments increased 32.0 percent to 5,379 units in November 2015, up from 4,076 units shipped in November 2014.



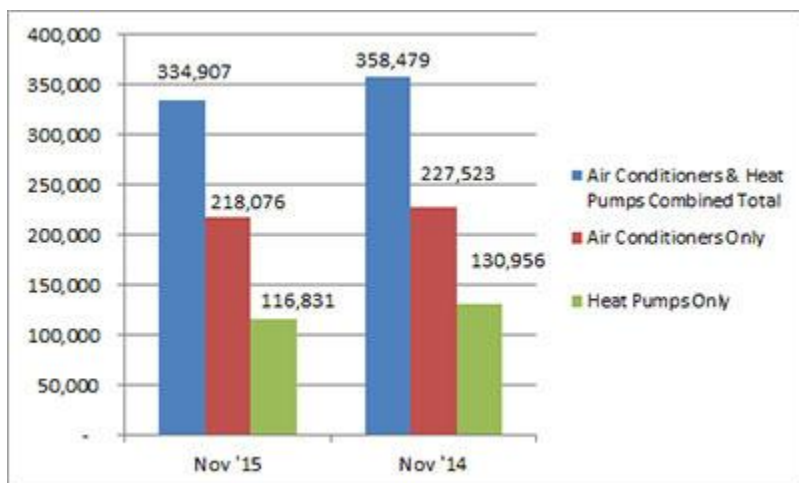
Year-to-date U.S. shipments of gas warm air furnaces increased 3.7 percent to 2,559,567 units, compared with 2,468,626 units shipped during the same period in 2014. Year-to-date U.S. shipments of oil warm air furnaces increased 11.0 percent to 33,984, compared with 30,611 units shipped during the same period in 2014.

*Year-to-Date*

	Nov '15 YTD	Nov '14 YTD	% Chg.
Gas Warm Air Furnaces	2,559,567	2,468,626	+3.7
Oil Warm Air Furnaces	33,984	30,611	+11.0

**Central Air Conditioners and Air-Source Heat Pumps**

U.S. shipments of central air conditioners and air-source heat pumps totaled 334,907 units in November 2015, down 6.6 percent from 358,479 units shipped in November 2014. U.S. shipments of air conditioners decreased 4.2 percent to 218,076 units, down from 227,523 units shipped in November 2014. U.S. shipments of air-source heat pumps decreased 10.8 percent to 116,831 units, down from 130,956 units shipped in November 2014.



Year-to-date combined shipments of central air conditioners and air-source heat pumps increased 0.6 percent to 6,432,670 units, up from 6,391,815 units shipped in November 2014. Year-to-date shipments of central air conditioners increased 1.9 percent to 4,300,554 units, up from 4,221,291 units shipped during the same period in 2014. The year-to-date total for heat pump shipments decreased 1.8 percent to 2,132,116 units, down from 2,170,524 units shipped during the same period in 2014.

*Year-to-Date*

	Nov '15 YTD	Nov '14 YTD	% Chg.
Air Conditioners & Heat Pumps	6,432,670	6,391,815	+0.6
Air Conditioners Only	4,300,554	4,221,291	+1.9
Heat Pumps Only	2,132,116	2,170,524	-1.8

## U.S. Manufacturers' Shipments of Central Air Conditioners and Air-Source Heat Pumps

### Month

Size Description (000) BTUH	Total	% Change from 2014
Under 16.5	8,296	+7
16.5-21.9	39,092	+7
22-26.9	58,946	-15
27-32.9	48,916	-11
33-38.9	66,411	-7
39-43.9	24,795	-11
44-53.9	37,665	-6
54-64.9	31,990	-3
65-96.9	6,712	+13
97-134.9	5,290	+21
135-184.9	3,402	+12
185-249.9	1,447	+15
250-319.9	898	+6
320-379.9	323	+66
380-539.9	269	+3
540-639.9	214	+1
640 & Over	241	-15
<b>TOTAL</b>	<b>334,907</b>	<b>-6</b>

### Year-to-Date

Size Description (000) BTUH	Total	% Change from 2014
Under 16.5	197,598	+16
16.5-21.9	702,618	+32
22-26.9	1,180,854	-4
27-32.9	977,360	-2
33-38.9	1,290,171	-3
39-43.9	493,724	-3
44-53.9	719,115	-0
54-64.9	613,900	-2
65-96.9	96,589	+5
97-134.9	71,249	+1
135-184.9	46,462	+2
185-249.9	19,456	-3
250-319.9	10,965	-4
320-379.9	3,217	-1
380-539.9	3,413	-1
540-639.9	2,389	+1
640 & Over	3,590	+2
<b>TOTAL</b>	<b>6,432,670</b>	<b>+1</b>

BTUHs of 64.9 and below are for residential units; 65.0 and above for commercial.

NOTE: A shipment is defined as when a unit transfers ownership; a consignment is not a transfer of ownership. Industry data is aggregated from the information supplied by AHRI member companies that participate in the statistics program and may be subject to revision. Published year-to-date data is inclusive of all revisions. No other AHRI data (e.g., by state or region) is available to the general public other than that published. AHRI does not conduct any market forecasting and is not qualified to discuss market trends. For previous monthly shipment releases and historical data, please see <http://www.ahrinet.org/statistics>.

###

### About AHRI

The Air-Conditioning, Heating, and Refrigeration Institute (AHRI) is the trade association representing manufacturers of air conditioning, heating, and commercial refrigeration, and water heating equipment. An internationally recognized advocate for the industry, AHRI develops standards for and certifies the performance of many of these products. AHRI's 300+ member companies manufacture quality, efficient, and innovative residential and commercial air conditioning, space heating, water heating, and commercial refrigeration equipment and components for sale in North America and around the world.