



2111 Wilson Boulevard Suite 500 Arlington VA 22201-3001 USA  
 Phone 703 524 8800 | Fax 703 562 1942  
 www.ahrinet.org

December 13, 2013

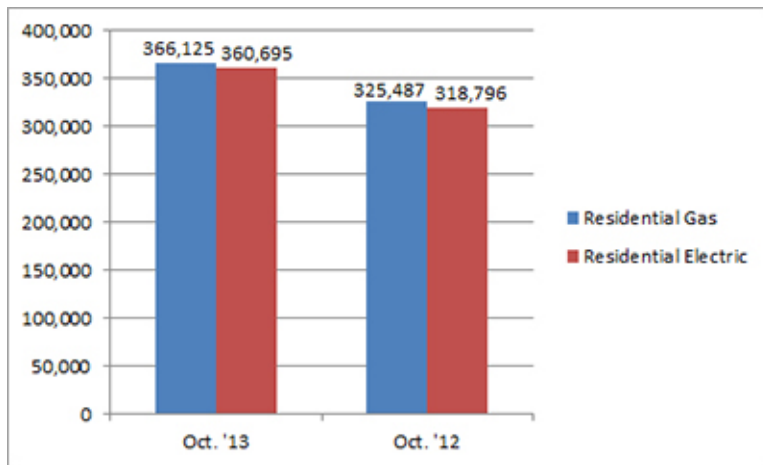
**Contact:** [Monica Cardenas](#), AHRI Director, Communications

**Phone:** 703.600.0377

## AHRI Releases October 2013 U.S. Heating and Cooling Equipment Shipment Data

### Residential Storage Water Heaters

U.S. shipments of residential gas storage water heaters for October 2013 increased 12.5 percent, to 366,125 units, up from 325,487 units shipped in October 2012. Residential electric storage water heater shipments increased 13.1 percent in October 2013, to 360,695 units, up from 318,796 units shipped in October 2012.



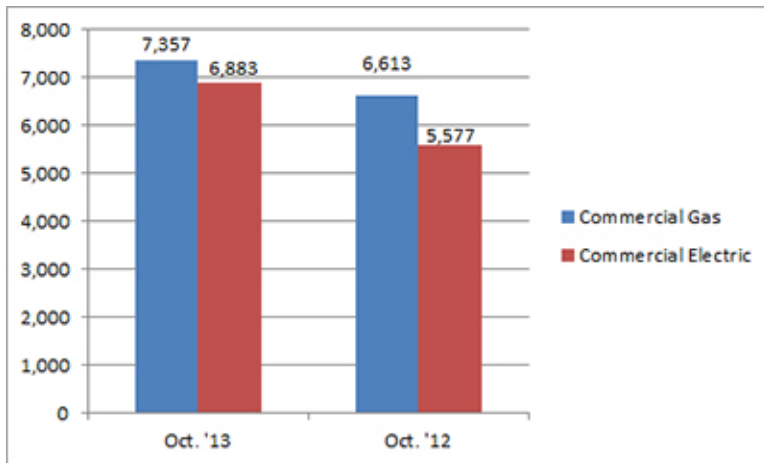
For the year-to-date, U.S. shipments of residential gas storage water heaters increased 11.0 percent, to 3,535,503, compared to 3,186,460 units shipped during the same period in 2012. Residential electric storage water heater shipments increased 8.2 percent year-to-date, to 3,330,733 units, compared to 3,077,316 units shipped during the same period in 2012.

#### Year-to-Date

Storage Water Heaters	Oct. '13 YTD	Oct. '12 YTD	%Chg.
Residential Storage Gas	3,535,503	3,186,460	+11.0
Residential Storage Electric	3,330,733	3,077,316	+8.2

### Commercial Storage Water Heaters

Commercial gas storage water heater shipments increased 11.3 percent in October 2013, to 7,357 units, up from 6,613 units shipped in October 2012. Commercial electric storage water heater shipments increased 23.4 percent in October 2013, to 6,883 units, up from 5,577 units shipped in October 2012.



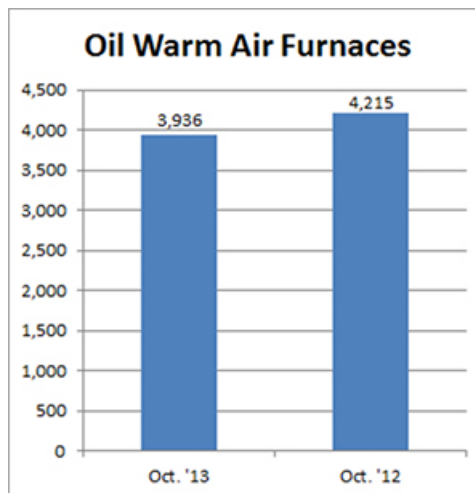
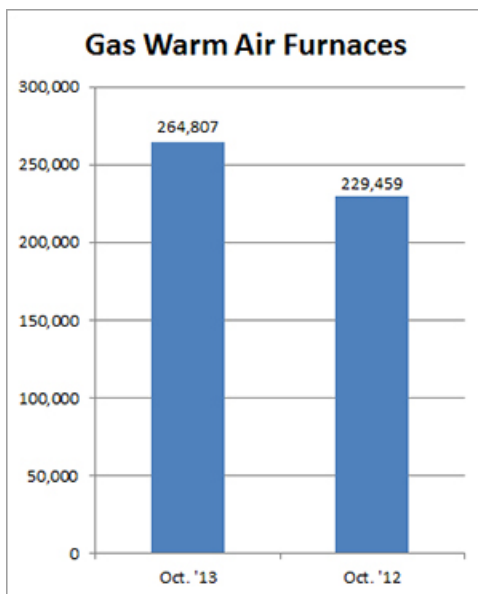
Year-to-date U.S. shipments of commercial gas storage water heaters increased 12.6 percent, to 74,765 units, compared with 66,374 units shipped during the same period in 2012. Year-to-date commercial electric storage water heater shipments increased 1.5 percent to 58,320 units, up from 57,453 units shipped during the same period in 2012.

*Year-to-Date*

Storage Water Heaters	Oct. '13 YTD	Oct. '12 YTD	%Chg.
Commercial Storage Gas	74,765	66,374	+12.6
Commercial Storage Electric	58,320	57,453	+1.5

**Warm Air Furnaces**

U.S. shipments of gas warm air furnaces for October 2013 increased 15.4 percent, to 264,807 units, up from 229,459 units shipped in October 2012. Oil warm air furnace shipments decreased 6.6 percent, to 3,936 units in October 2013, down from 4,215 units shipped in October 2012.



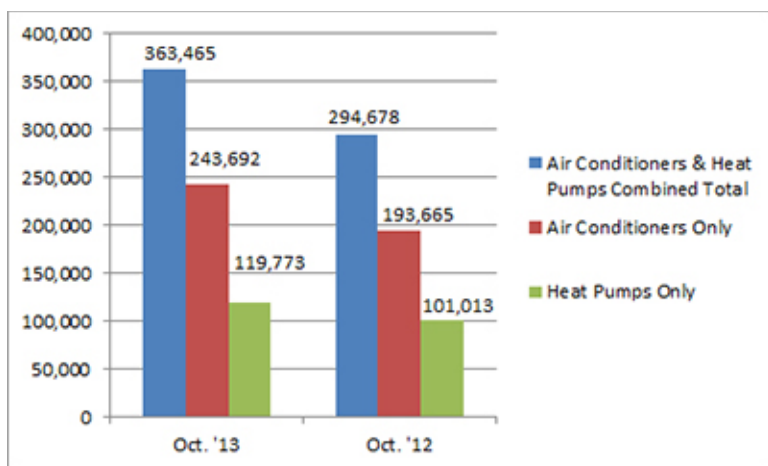
Year-to-date U.S. shipments of gas warm air furnaces increased 17.2 percent, to 2,093,889 units, compared with 1,787,264 units shipped during the same period in 2012. Year-to-date U.S. shipments of oil warm air furnaces decreased 10.8 percent to 24,593, compared with 27,567 units shipped during the same period in 2012.

*Year-to-Date*

	Oct. '13 YTD	Oct. '12 YTD	% Chg.
Gas Warm Air Furnaces	2,093,889	1,787,264	+17.2
Oil Warm Air Furnaces	24,593	27,567	-10.8

**Central Air Conditioners and Air-Source Heat Pumps**

U.S. shipments of central air conditioners and air-source heat pumps totaled 363,465 units in October 2013, up 23.3 percent from 294,678 units shipped in October 2012. U.S. shipments of air conditioners increased 25.8 percent, to 243,692 units, up from 193,665 units shipped in October 2012. U.S. shipments of air-source heat pumps increased 18.6 percent, to 119,773 units, up from 101,013 units shipped in October 2012.



Year-to-date combined shipments of central air conditioners and air-source heat pumps increased 10.4 percent, to 5,540,374 units, up from 5,019,006 units shipped in October 2012. Year-to-date shipments of central air conditioners increased 8.0 percent, to 3,807,527 units, up from 3,526,655 units shipped during the same period in 2012. The year-to-date total for heat pump shipments increased 16.1 percent, to 1,732,847 units, up from 1,492,351 units shipped during the same period in 2012.

*Year-to-Date*

	Oct. '13 YTD	Oct. '12 YTD	% Chg.
Air Conditioners & Heat Pumps	5,540,374	5,019,006	+10.4
Air Conditioners Only	3,807,527	3,526,655	+8.0
Heat Pumps Only	1,732,847	1,492,351	+16.1

## *U.S. Manufacturers' Shipments of Central Air Conditioners and Air-Source Heat Pumps*

Size Description (000) BTUH	Total	% Change from 2012
Under 16.5	8,190	+30
16.5-21.9	31,167	+17
22-26.9	68,406	+23
27-32.9	54,201	+26
33-38.9	73,741	+25
39-43.9	29,883	+34
44-53.9	41,492	+26
54-64.9	37,309	+18
65-96.9	6,756	+14
97-134.9	5,397	+19
135-184.9	3,499	+13
185-249.9	1,684	+13
250-319.9	803	-7
320-379.9	223	-18
380-539.9	262	-3
540-639.9	166	-8
640 & Over	286	+2
TOTAL	363,465	+23

NOTE: Industry figures are estimates derived from the best available figures supplied by a sample of AHRI member companies and are subject to revision. Year-to-date figures are correct as issued.

### **About AHRI**

The Air-Conditioning, Heating, and Refrigeration Institute (AHRI) is the trade association representing manufacturers of air conditioning, heating, and commercial refrigeration, and water heating equipment. An internationally recognized advocate for the industry, AHRI develops standards for and certifies the performance of many of these products. AHRI's 309 member companies manufacture quality, efficient, and innovative residential and commercial air conditioning, space heating, water heating, and commercial refrigeration equipment and components for sale in North America and around the world.

###