



## News Release

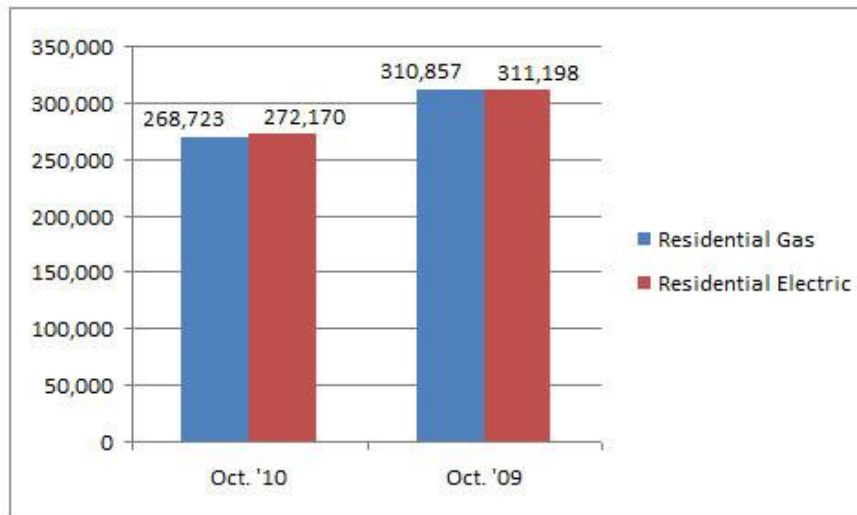
**Contact:** [Erinn Dumas](#), AHRI Public Affairs Representative  
**Phone:** 703.600.0349

### AHRI Releases October 2010 U.S. Heating and Cooling Equipment Shipment Data

#### Residential Water Heaters

U.S. shipments of residential gas water heaters for October 2010 decreased 14 percent, to 268,723 units, down from 310,857 units shipped in October 2009. Residential electric water heater shipments decreased 13 percent in October 2010, to 272,170 units, down from 311,198 units shipped in October 2009.

For the year-to-date, U.S. shipments of residential gas water heaters increased 6 percent, to 3,272,572 units, compared to 3,089,501 units shipped during the same period in 2009. Residential electric water heater shipments increased 0.04 percent year-to-date, to 3,126,597 units, compared to 3,125,233 units shipped during the same period in 2009.



#### Year-to-Date

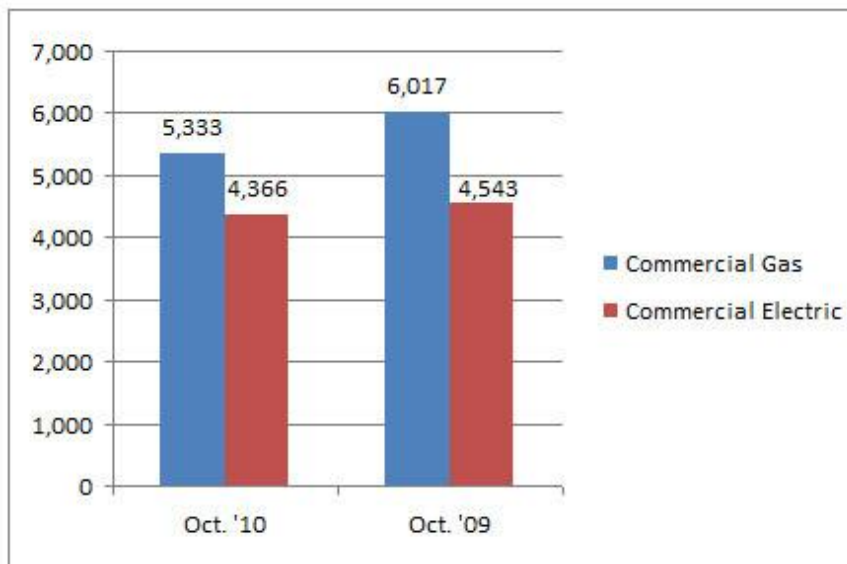
Water Heaters	Oct. '10 YTD	Oct. '09 YTD	%Chg.
Residential Gas	3,272,572	3,089,501	+6
Residential Electric	3,126,597	3,125,233	+0.04

#### Commercial Water Heaters

Commercial gas water heater shipments decreased 11 percent in October 2010, to 5,333 units, compared with 6,017 units shipped in October 2009. Commercial electric water heater shipments decreased 4 percent in October 2010, to 4,366 units, down from 4,543 units shipped in October 2009.

Year-to-date U.S. shipments of commercial gas water heaters increased 4 percent, to 65,824 units, compared with 63,517 units shipped during the same period in 2009. Year-to-date commercial electric

water heater shipments increased 3 percent to 49,222 units, up from 47,708 units shipped during the same period in 2009.



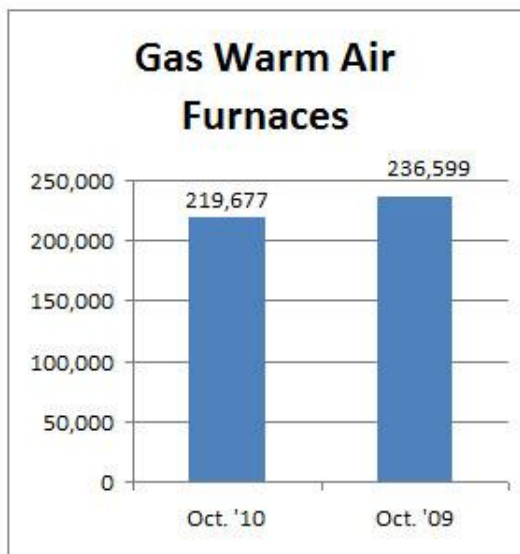
*Year-to-Date*

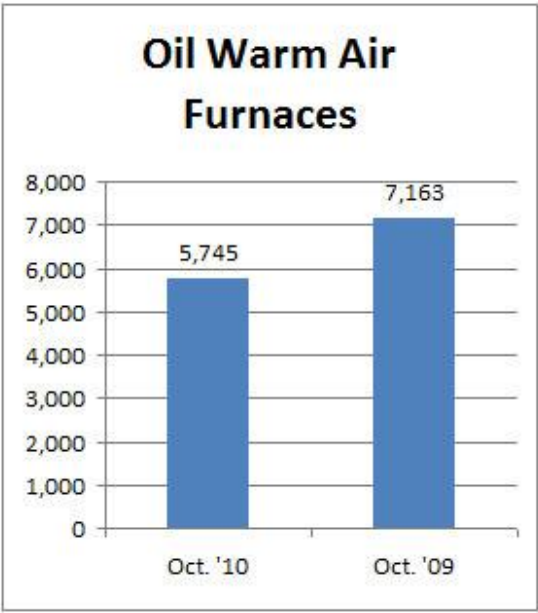
Water Heaters	Sept. '10 YTD	Sept. '09 YTD	%Chg.
Commercial Gas	60,491	57,500	+5
Commercial Electric	44,856	43,165	+4

**Warm Air Furnaces**

U.S. shipments of gas warm air furnaces for October 2010 decreased 7 percent, to 219,677 units, down from 236,599 units shipped in October 2009. Oil warm air furnace shipments decreased 20 percent, to 5,745 units in October 2010, down from 7,163 units shipped in October 2009.

Year-to-date U.S. shipments of gas warm air furnaces increased 13 percent, to 1,925,791 units, compared with 1,708,969 units shipped during the same period in 2009. Year-to-date U.S. shipments of oil warm air furnaces increased 6 percent to 43,391 units, compared with 40,867 units shipped during the same period in 2009.





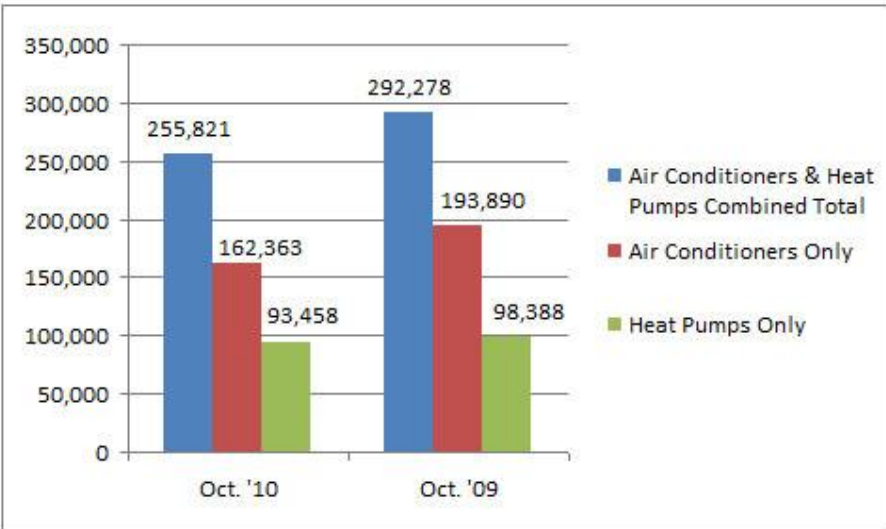
*Year-to-Date*

	Oct. '10 YTD	Oct. '09 YTD	%Chg.
Gas Warm Air Furnaces	1,925,791	1,708,969	+13
Oil Warm Air Furnaces	43,391	40,867	+6

**Central Air Conditioners and Air-Source Heat Pumps**

U.S. shipments of central air conditioners and air-source heat pumps totaled 255,821 units in October 2010, down 12 percent from 292,278 units shipped in October 2009. U.S. shipments of air conditioners decreased 16 percent, to 162,363 units, down from 193,890 units shipped in October 2009. U.S. shipments of air-source heat pumps decreased 5 percent, to 93,458 units, down from 98,388 units shipped in October 2009.

Year-to-date combined shipments of residential central air conditioners and air-source heat pumps increased 0.2 percent, to 4,539,001 units, up from 4,531,404 units shipped in October 2009. Year-to-date shipments of central air conditioners decreased 2 percent, to 3,033,495 units, down from 3,100,105 units shipped during the same period in 2009. The year-to-date total for heat pump shipments increased 5 percent, to 1,505,506 units, up from 1,431,299 units shipped during the same period in 2009.



*Year-to-Date*

	Oct. '10 YTD	Oct. '09 YTD	%Chg.
Air Conditioners & Heat Pumps Combined Total	4,539,001	4,531,404	+0.2
Air Conditioners Only	3,033,495	3,100,105	-2
Heat Pumps Only	1,505,506	1,431,299	+5

*U.S. Manufacturers' Shipments of Central Air Conditioners and Air-Source Heat Pumps*

Size Description (000) BTUH	Total	% Change from 2009
Under 16.5	6,912	+67
16.5-21.9	16,677	-26
22-26.9	44,445	-25
27-32.9	38,531	-13
33-38.9	55,318	-10
39-43.9	20,705	-9
44-53.9	31,140	-6
54-64.9	25,881	-11
65-96.9	5,367	+1
97-134.9	4,487	+9
135-184.9	3,477	+21
185-249.9	1,362	+9
250-319.9	720	+48
320-379.9	221	-13
380-539.9	216	-1
540-639.9	172	+47
640 & Over	190	+38
<b>TOTAL</b>	<b>255,821</b>	<b>-12</b>

**\*NOTE: Industry figures are estimates derived from the best available figures supplied by a sample of AHRI member companies and are subject to revision.**

**About AHRI**

The Air-Conditioning, Heating, and Refrigeration Institute (AHRI) is the trade association representing manufacturers of air conditioning, heating and commercial refrigeration equipment. An internationally recognized advocate for the industry, AHRI develops standards for and certifies the performance of many of these products. AHRI's 300 member companies account for more than 90 percent of the residential and commercial air conditioning, space heating, water heating, and commercial refrigeration equipment manufactured and sold in North America.

###