



we make life better®

2311 Wilson Boulevard Suite 400 Arlington VA 22201 USA
 Phone 703 524 8800 | Fax 703 562 1942
 www.ahrinet.org

August 9, 2019

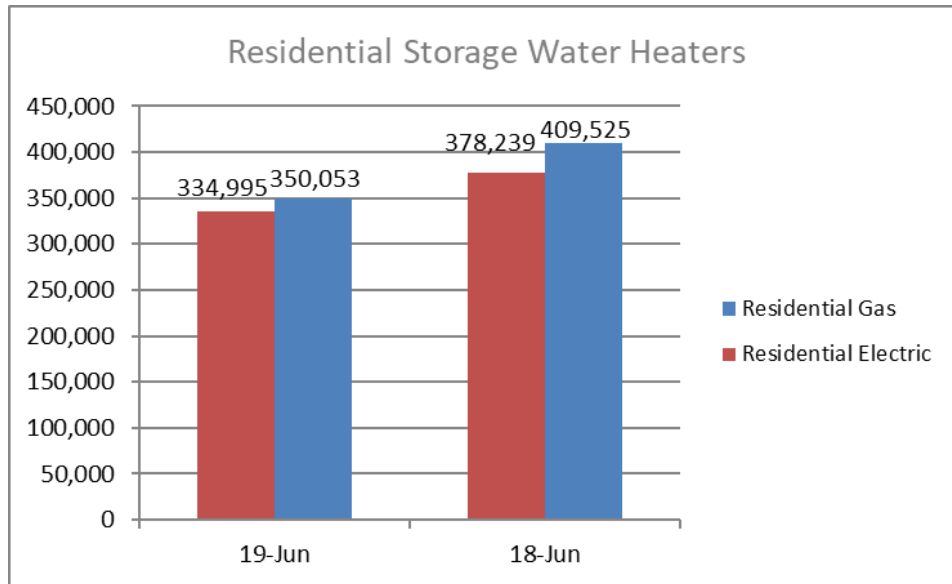
Contact: [Monica Cardenas](#)

Phone: 703.600.0388

AHRI Releases June 2019 U.S. Heating and Cooling Equipment Shipment Data

Residential Storage Water Heaters

U.S. shipments of residential gas storage water heaters for June 2019 decreased 14.5 percent, to 350,053 units, down from 409,525 units shipped in June 2018. Residential electric storage water heater shipments decreased 11.4 percent in June 2019 to 334,995 units, down from 378,239 units shipped in June 2018.

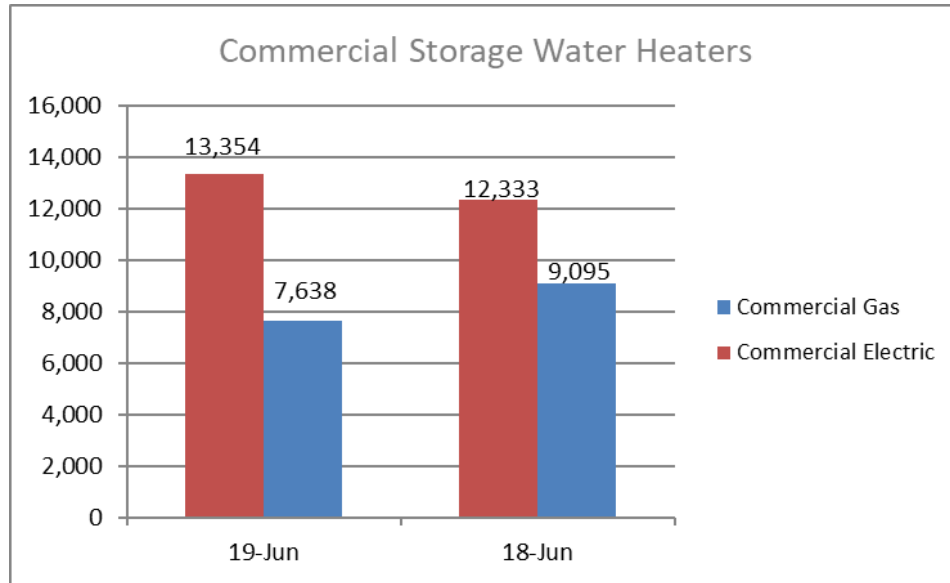


Year-to-date U.S. shipments of residential gas storage water heaters decreased 6.6 percent, to 2,252,366, compared to 2,410,935 shipped during that same period in 2018. Residential electric storage water heater shipments decreased 4.6 percent year-to-date, to 2,120,806 units, compared to 2,222,875 shipped during the same period in 2018.

<i>Year-to-Date</i>	June 19 YTD	June 18 YTD	%CHG.
Residential Storage Gas	2,252,366	2,410,935	-6.6
Residential Storage Electric	2,120,806	2,222,875	-4.6

Commercial Storage Water Heaters

Commercial gas storage water heater shipments decreased 16 percent in June 2019, to 7,638 units, down from 9,095 units shipped in June 2018. Commercial electric storage water heater shipments increased 8.3 percent in June 2019, to 13,354 units, up from 12,333 units shipped in June 2018.

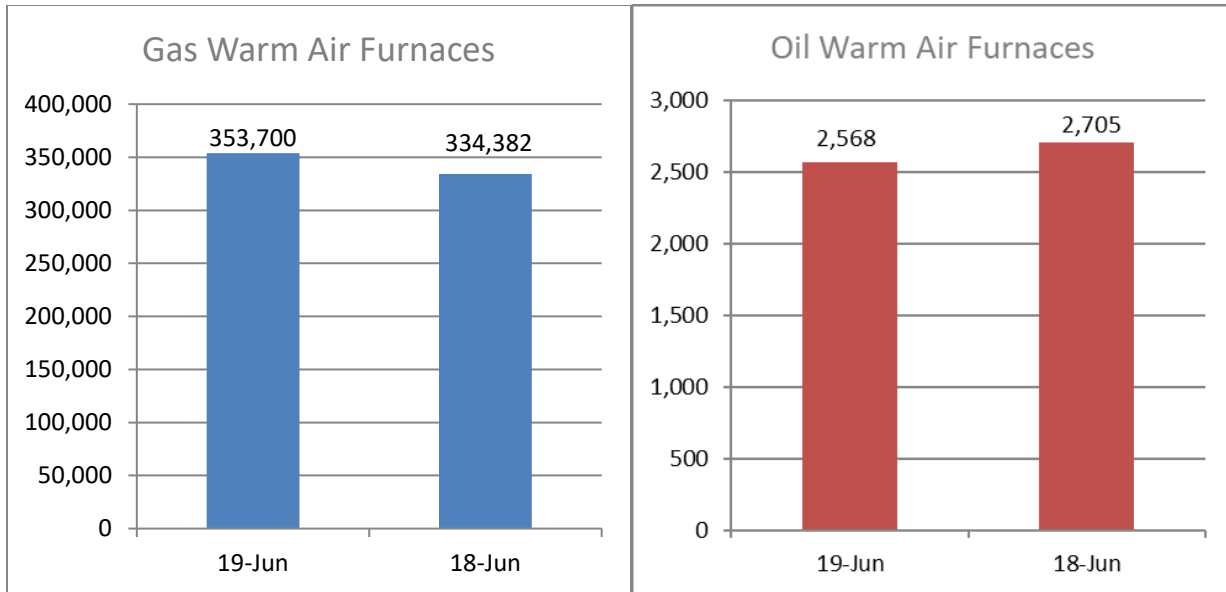


Year-to-date U.S. shipments of commercial gas storage water heaters decreased 10.8 percent, to 46,211 units, compared with 51,812 units shipped during the same period in 2018. Year-to-date commercial electric storage water heater shipments increased 7.3 percent, to 77,828 units, up from 72,516 units shipped during the same period in 2018.

<i>Year-to-Date</i>			
	June 19 YTD	June 18 YTD	%Chg.
Commercial Storage Gas	46,211	51,812	-10.8
Commercial Storage Electric	77,828	72,516	+7.3

Warm Air Furnaces

U.S. shipments of gas warm air furnaces for June 2019 increased 5.8 percent, to 353,700 units, up from 334,382 units shipped in June 2018. Oil warm air furnace shipments decreased 5.1 percent, to 2,568 units in June 2019, down from 2,705 units shipped in June 2018.

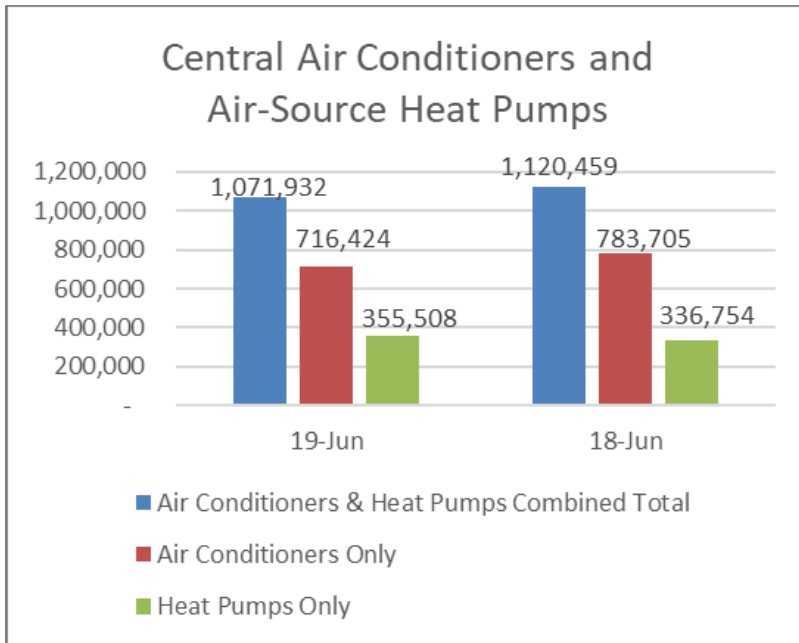


Year-to-date U.S. shipments of gas warm air furnaces increased 10.4 percent, to 1,746,988 units, compared with 1,582,341 units shipped during the same period in 2018. Year-to-date U.S. shipments of oil warm air furnaces increased 18.4 percent, to 16,813 units, compared with 14,195 units shipped during the same period in 2018.

<i>Year-to-Date</i>			
	June 19 YTD	June 18 YTD	% Chg.
Gas Warm Air Furnaces	1,746,988	1,582,341	+10.4
Oil Warm Air Furnaces	16,813	14,195	+18.4

Central Air Conditioners and Air-Source Heat Pumps

U.S. shipments of central air conditioners and air-source heat pumps totaled 1,071,932 units in June 2019, down 4.3 percent from 1,120,459 units shipped in June 2018. U.S. shipments of air conditioners decreased 8.6 percent, to 716,424 units, down from 783,705 units shipped in June 2018. U.S. shipments of air-source heat pumps increased 5.6 percent, to 355,508 units, up from 336,754 units shipped in June 2018.



Year-to-date combined shipments of central air conditioners and air-source heat pumps increased .6 percent, to 4,681,655, up from 4,654,900 units shipped during the same period in 2018. Year-to-date shipments of central air conditioners decreased 2.3 percent, to 2,978,788 units, down from 3,049,440 units shipped during the same period in 2018. The year-to-date total for heat pump shipments increased 6.1 percent, to 1,702,867, up from 1,605,460 units shipped during the same period in 2018.

<i>Year-to-Date</i>			
	Jun 19 YTD	Jun 18 YTD	% Chg.
Air Conditioners & Heat Pumps	4,681,655	4,654,900	+0.6
Air Conditioners Only	2,978,788	3,049,440	-2.3
Heat Pumps Only	1,702,867	1,605,460	+6.1

U.S. Manufacturers' Shipments of Central Air Conditioners and Air-Source Heat Pumps

Month			YTD		
Size Description (000) BTUH	Total	% Change from 2018	Size Description (000) BTUH	Total	% Change from 2018
Under 16.5	30,293	+10.9	Under 16.5	159,489	+16.4
16.5-21.9	84,923	+5.8	16.5-21.9	406,881	+8.0
22-26.9	209,650	-3.2	22-26.9	924,609	+2.0
27-32.9	174,615	-5.7	27-32.9	757,055	+0.2
33-38.9	233,564	-5.9	33-38.9	1,004,922	-0.2
39-43.9	83,896	-8.1	39-43.9	361,755	-2.6
44-53.9	123,259	-7.0	44-53.9	518,062	-3.5
54-64.9	97,356	-5.6	54-64.9	398,218	-3.4
65-96.9	11,860	-5.7	65-96.9	53,823	-0.8
97-134.9	9,748	-3.5	97-134.9	41,179	-0.9
135-184.9	6,545	-4.4	135-184.9	27,116	-3.5
185-249.9	2,778	-7.8	185-249.9	12,150	-1.6
250-319.9	1,860	+3.0	250-319.9	7,981	+0.2
320-379.9	424	-8.0	320-379.9	1,968	-5.0
380-539.9	380	-14.6	380-539.9	2,229	+11.3
540-639.9	300	-18.7	540-639.9	1,659	-5.5
640-799.9	168	+12.8	640-799.9	788	+14.5
800.0-899.9	75	+10.3	800.0-899.9	414	+9.2
900.0-999.9	75	-34.8	900.0-999.9	424	-8.4
1,000.0-1,199.9	73	+2.8	1,000.0-1,199.9	261	-3.0
1,200.0 & Over	90	+7.1	1,200.0 & Over	672	+37.4
TOTAL	1,071,932	-4.3	TOTAL	4,681,655	+0.6

BTUHs of 64.9 and below are for residential units; 65.0 and above for commercial.

NOTE: A shipment is defined as when a unit transfers ownership; a consignment is not a transfer of ownership. Industry data is aggregated from the information supplied by AHRI member companies that participate in the statistics program and can be subject to revision. Published year-to-date data is inclusive of all revisions. No other AHRI data (e.g., by state or region) is available to the general public other than that published. AHRI does not conduct any market forecasting and is not qualified to discuss market trends. For previous monthly shipment releases and historical data, please see <http://www.ahrinet.org/statistics>.

###

About AHRI

The Air-Conditioning, Heating, and Refrigeration Institute (AHRI) is the trade association representing manufacturers of air conditioning, heating, and commercial refrigeration, and water heating equipment. An internationally recognized advocate for the industry, AHRI develops standards for and certifies the performance of many of these products. AHRI's 300+ member companies manufacture quality, efficient, and innovative residential and commercial air conditioning, space heating, water heating, and commercial refrigeration equipment and components for sale in North America and around the world.